



Manual de Usuario Reportería de ICP



Última actualización: 08 de abril de 2024
Intcomex Cloud Operations



Manual de Usuario—

Reportería de ICP

Introducción

Intcomex Cloud Operations





Reportería de ICP: Introducción

El portal Intcomex Cloud Platform (ICP) cuenta con una variedad de reportes los cuales nos permitirán tener un mejor control de los servicios adquiridos. Estos reportes son actualizados constantemente luego de finalizar el corte del día (00:00 UTC) y pueden descargados las veces que sea necesario.

En este manual repasaremos los reportes de mayor importancia y también otros relevantes para elevar nuestro nivel de gestión de la plataforma.





Manual de Usuario—

Reportería de ICP
Módulo de gestión

Intcomex Cloud Operations





Reportería de ICP: Módulo de gestión

Para acceder al módulo de reportería, solo debemos hacer clic sobre la opción que se visualiza en la parte superior izquierda de la pantalla (ver imagen).

The screenshot displays the Intcomex Cloud management interface. On the left, a 'COMPANY HIERARCHY' sidebar lists several companies, with 'ABBIE BOX S.A.C.' selected. The main content area shows the account details for 'ABBIE BOX S.A.C.', including tabs for OVERVIEW, SUPPORT, AVAILABLE SERVICES, BILLING, SECURITY, and AUDIT LOG. The 'OVERVIEW' tab is active, displaying three sections: COMPANY DETAILS, CONTACT DETAILS, and ACCOUNT INFORMATION. Each section contains a table of key-value pairs with edit icons.

COMPANY DETAILS	
Company name	ABBIE BOX S.A.C.
Domain	abbiebox.com
Numeric ID	734772
VAT ID	EMPTY
Parent numeric ID	700017
MPN ID	6390061
Invoice split by customer	false

CONTACT DETAILS	
Address	Ca. Los Negocios 448
City	Surquillo
Country	Peru
Zip code	15494
Email	arturo.bejarano@abbiebox.com
Contact phone	924950856
Contact person	Arturo Bejarano
Technical contact	
Technical contact email	

ACCOUNT INFORMATION	
Language	Spanish
Marketplaces	Marketplace 1 (8) Marketplace Azure Plan (8)

At the bottom of the interface, there is a navigation bar with a '+ NEW' button and three icons: 'NEW SERVICE', 'EXPORT', and 'CREDENTIALS TO ALL USERS'.



Reportería de ICP: Módulo de gestión

Luego de haber ingresado, visualizamos los diversos reportes ubicados en el menú izquierdo **My reports**. Por otro lado, en el sector derecho, se mostrarán los reportes usados frecuentemente.

The screenshot displays the ICP reporting dashboard. At the top, there is a navigation bar with the INTCOMEX logo, a search bar, and various utility icons. The main content area is divided into two sections:

- My reports:** A vertical sidebar on the left containing a search bar and a list of report categories and items:
 - Audit
 - Accounts Modified
 - Audit Log Object Company
 - Audit Log Subject Company
 - LastLogins
 - LoginCount
 - MFA Users
 - Termination reasons
 - Customers
- Most frequently used reports:** A central area displaying two report cards:
 - Subscriptions Renewal Overview:** Features a bar chart with an upward-trending line graph.
 - Sales MSCSPStorage:** Features a bar chart with an upward-trending line graph.

At the bottom of the dashboard, there is a dark bar with a '+ NEW' button.



Reportaría de ICP: Módulo de gestión

Entre los reportes más importantes, detallamos a continuación los más relevantes:

- **AUDIT LOG:** Accounts Modified, MFA Users
- **CUSTOMERS:** Reseller End Customers
- **REPORTS FOR ACCOUNTING:** Invoice Aggregation
- **SALES:** All Product Account with fields, Azure Forecast Report, Azure Plan Insights, Microsoft Security Report, MSCSPSeats
- **SUBSCRIPTIONS:** Renewal Overview





Manual de Usuario—

Reportería de ICP

Reportes esenciales (Inv.
Aggregation)

Intcomex Cloud Operations





Reportería en ICP: Reportes esenciales (Inv. Aggregation)

El reporte **Invoice Aggregation** detalla las ventas realizadas en un mes determinado y nos permite conciliar las facturas que emite INTCOMEX por servicios CSP.

The screenshot shows the INTCOMEX Cloud reporting interface. The left sidebar contains a list of reports under 'Reports for Accounting' and 'Sales'. The 'Invoice Aggregation' report is highlighted. A tooltip is displayed over this report, providing the following information:

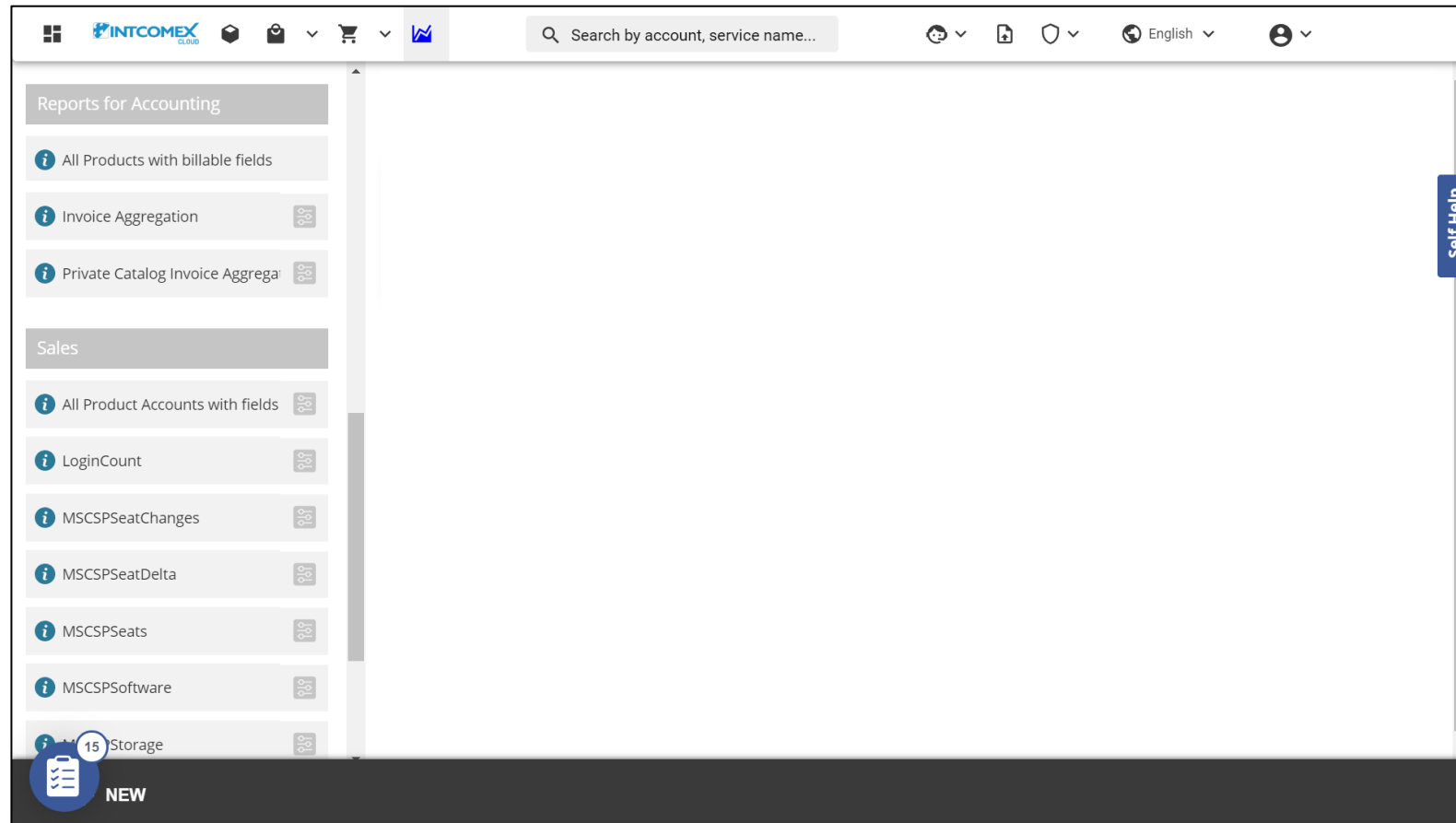
Everything we have sold in specified month. Can be filtered by services, companies and resellers. Also includes COGS that we have to pay. Data for past months never changes, but the preview of the current month is updated every Friday morning. Note that this does NOT include private catalog services! By default report shows last closed month, but if you pass it a day within current month, it will show current month's preview, if available.

The interface also shows a search bar at the top, a 'Self Help' button on the right, and a 'NEW' button at the bottom left.



Reportería en ICP: Reportes esenciales (Inv. Aggregation)

Para obtener este reporte, en el lazo izquierdo del módulo de reportería, nos deslizamos hacia abajo hasta encontrar el submenú **Reports for Accounting**.





Reportería en ICP: Reportes esenciales (Inv. Aggregation)

Luego, hacemos clic sobre el botón de filtro de la opción **Invoice Aggregation**. Seguidamente, escogemos el último día del mes del cual deseamos generar nuestro reporte. Finalmente, hacemos clic sobre el botón **Execute**.

The screenshot displays the INTCOMEX Cloud user interface. At the top, there is a navigation bar with the INTCOMEX logo, a search bar, and various utility icons. The main content area is titled 'Reports for Accounting' and lists several report options: 'All Products with billable fields', 'Invoice Aggregation', 'MSCSPSeatChanges', and 'MSCSPSeatDelta'. The 'Invoice Aggregation' option is selected, and a date picker is open, showing a calendar for March 2022. The date 31/03/2022 is highlighted. Below the calendar, the current date is shown as 'Tuesday, February 14, 2023'. A 'Self Help' button is visible on the right side of the interface. At the bottom left, there is a 'NEW' button with a document icon and the number 15.



Reportería en ICP: Reportes esenciales (Inv. Aggregation)

La información es cargada en el portal, pero para poder visualizarla de una mejor forma sugerimos descargarla en un archivo de Excel. Para realizar lo mencionado, solo debemos hacer clic en el botón EXPORT ubicado en la barra inferior y luego hacer clic sobre la opción XLSX.

Reports for Accounting

- All Products with billable fields
- Invoice Aggregation**
- Private Catalog Invoice Aggrega

Sales

- All Product Accounts with fields
- LoginCount
- MSCSPSeatChanges
- MSCSPSeatDelta

Invoice Aggregation

Report generated on Tuesday, February 14, 2023 00:18:08

Everything we have sold in specified month. Can be filtered by services, companies and resellers. Also includes COGS that we have to pay. Data for past months never changes, but the preview of the current month is updated every Friday morning. Note that this does NOT include private catalog services! By default report shows last closed month, but if you pass it a day within current month, it will show current month's preview, if available.

Month: 31/03/2022

Execute

Drag a column header and drop it here to group by that column

Cor	Cus	Cus	Enc	Dep	Pro	Ver	Ver	Acc	Pric	Ma	Cor	Res	Bill	Act	Day	Bill	Bill	Cos	Sal	Cur	Pro	Cos	Sal	UDI	Pric	Pro	Pric	Sal	Sec
									M...																				
									3...																				
									B...																				
									S...																				
									w...																				
									B...																				
									8...																				
									4...																				
									2...																				
									T...																				
									A...																				
									9...																				
									p...																				
									p...																				
									u...																				
									of																				
									N...																				

Showing 1-1 from 1 items

NEW

EXPORT



Reportería en ICP: Reportes esenciales (Inv. Aggregation)

El campo **Company** nos indica el nombre de nuestra empresa mientras que el campo **End Customer Company** nos indica el nombre de la empresa de nuestro cliente. Por otro lado, el campo **Customer VAT ID** muestra información que identifique a nuestro cliente (RUC, RUT, entro otros) la cual debemos haberla completado antes.

	A	B	C	D	E	F	G	H
1	Company	Customer ID	Customer VAT ID	End Customer Company	DepartmentName	Product Name	Vendor	VendorReference
2	CLOUDY TEAM		EMPTY	CLOUDY TEAM		(NCE) Exchange Online Kiosk	Microsoft	738d01f0-5ad8-42c3-d2ff-6e
3	MAGICDUST BOX		EMPTY	MAGICDUST BOX		(NCE) Microsoft 365 Business Premium	Microsoft	cc2f4e56-aded-4ae9-d96b-56
4								
5								
6								
7								
8								
9								
10								
11								
12								
13								
14								
15								
16								
17								
18								
19								
20								
21								





Reportería en ICP: Reportes esenciales (Inv. Aggregation)

El campo **Product Name** nos indica el nombre del servicio adquirido mientras que el campo **Vendor** nos indica el proveedor del servicio que estamos adquiriendo. En cuanto al campo **AccountID**, éste muestra un número que funciona como identificador único de cada línea de aprovisionamiento realizado en el portal ICP.

The screenshot shows an Excel spreadsheet with the following data:

	F	G	H	I	J
1	Product Name	Vendor	VendorReference	AccountID	PriceableItem description
2	(NCE) Exchange Online Kiosk	Microsoft	738d01f0-5ad8-42c3-d2ff-6e74a2a8e4df	459277	(NCE) Exchange Online Kiosk with Billing Type Monthly (with 1-month commitment)
3	(NCE) Microsoft 365 Business Premium	Microsoft	cc2f4e56-adec-4ae9-d96b-56f4d3b89ece	461006	(NCE) Microsoft 365 Business Premium with Billing Type Monthly (with 1-year commitment)
4					
5					
6					
7					
8					
9					
10					
11					
12					
13					
14					
15					
16					
17					
18					
19					
20					
21					





Reportería en ICP: Reportes esenciales (Inv. Aggregation)

El campo **Billing Start Date** muestra la hora y fecha en la cual se realizó el aprovisionamiento. El campo **Actual Charge Interval** muestra el periodo por el cual se está facturando. Por otro lado, el campo **Days Billed**, muestra los días por los cuales se está facturando.

	N	O	P	Q	R	S	T	U
1	Billing Start Date	Actual Charge Interval	Days Billed	Billing Interval	BillableParameters	Costs	Sales Price	Currency
2	29/02/2024 23:07	01.03.2024 - 02.03.2024		1 03/2024	Billing Type=Monthly (with 1-month commitment) - P1M Quantity=1	0.06		0.1 USD
3	8/03/2024 14:17	09.03.2024 - 01.04.2024		23 03/2024	Billing Type=Monthly (with 1-year commitment) - P1Y Quantity=1	14.1		16.32 USD
4								
5								
6								
7								
8								
9								
10								
11								
12								
13								
14								
15								
16								
17								
18								
19								
20								
21								





Reportería en ICP: Reportes esenciales (Inv. Aggregation)

El campo **Billing Interval** indica el mes por el cual se está facturando mientras que en el campo **BillableParameters** indica la recurrencia del aprovisionamiento y la cantidad de licencias adquiridas.

	P	Q	R	S	T	U	V	W	X
	Days Billed	Billing Interval	BillableParameters	Costs	Sales Price	Currency	Product Code	Costs of Unit	Sales Price of
2		1 03/2024	Billing Type=Monthly (with 1-month commitment) - P1M Quantity=1	0.06	0.1 USD			1.9872	
3		23 03/2024	Billing Type=Monthly (with 1-year commitment) - P1Y Quantity=1	14.1	16.32 USD			19.01	
4									
5									
6									
7									
8									
9									
10									
11									
12									
13									
14									
15									
16									
17									
18									
19									
20									
21									





Reportería en ICP: Reportes esenciales (Inv. Aggregation)

El campo **UDRC Value** indica la cantidad de licencias que estamos adquiriendo por cada línea de aprovisionamiento. Los campos **Costs of Unit** y **Sales Price of Unit** indican el costo y precio de venta unitario respectivo de cada aprovisionamiento mientras que el **Costs** y **Sales Price** indican el costo y precio de venta total.

	S	T	U	V	W	X	Y	Z	AA	AB
1	Costs	Sales Price	Currency	Product Code	Costs of Unit	Sales Price of Unit	UDRC Value	PriceableItemID	ProductNumber	PriceableItemType
2	0.06	0.1	USD		1.9872	3	1	15744	CFQ7TTCOLH0L:0001:Commercial	Monthly
3	14.1	16.32	USD		19.01	22	1	15237	CFQ7TTCOLCHC:0002:Commercial	Monthly
4										
5										
6										
7										
8										
9										
10										
11										
12										
13										
14										
15										
16										
17										
18										
19										
20										
21										





Reportería en ICP: Reportes esenciales (Inv. Aggregation)

El valor que se muestra es nuestra factura (sin impuestos) por servicios CSP debe ser igual a la suma de todos los costos totales de los aprovisionamientos.

	R	S	T	U	V	W	X	Y	
1	BillableParameters	Costs	Sales Price	Currency	Product Code	Costs of Unit	Sales Price of Unit	UDRC Value	Priceable
2	Billing Type=Monthly (with 1-month commitment) - P1M Quantity=1	0.06	0.1	USD		1.9872	3		1
3	Billing Type=Monthly (with 1-year commitment) - P1Y Quantity=1	14.1	16.32	USD		19.01	22		1
4		14.16							
5									
6									
7									
8									
9									
10									
11									
12									
13									
14									
15									
16									
17									
18									
19									
20									
21									





Manual de Usuario— Reportería de ICP Reportes esenciales (MSCSPSeats)

Intcomex Cloud Operations





Reportería en ICP: Reportes esenciales (MSCSPSeats)

El reporte MSCSPSeats detalla la cantidad de asientos vendidos en una determinada fecha.

The screenshot shows the Intcomex Cloud reporting interface. The top navigation bar includes the Intcomex Cloud logo, a search bar with the placeholder text "Search by account, service nam...", and several utility icons. The left sidebar contains a list of reports, with "MSCSPSeats" highlighted in blue. A tooltip is displayed over the "MSCSPSeats" item, containing the following text:

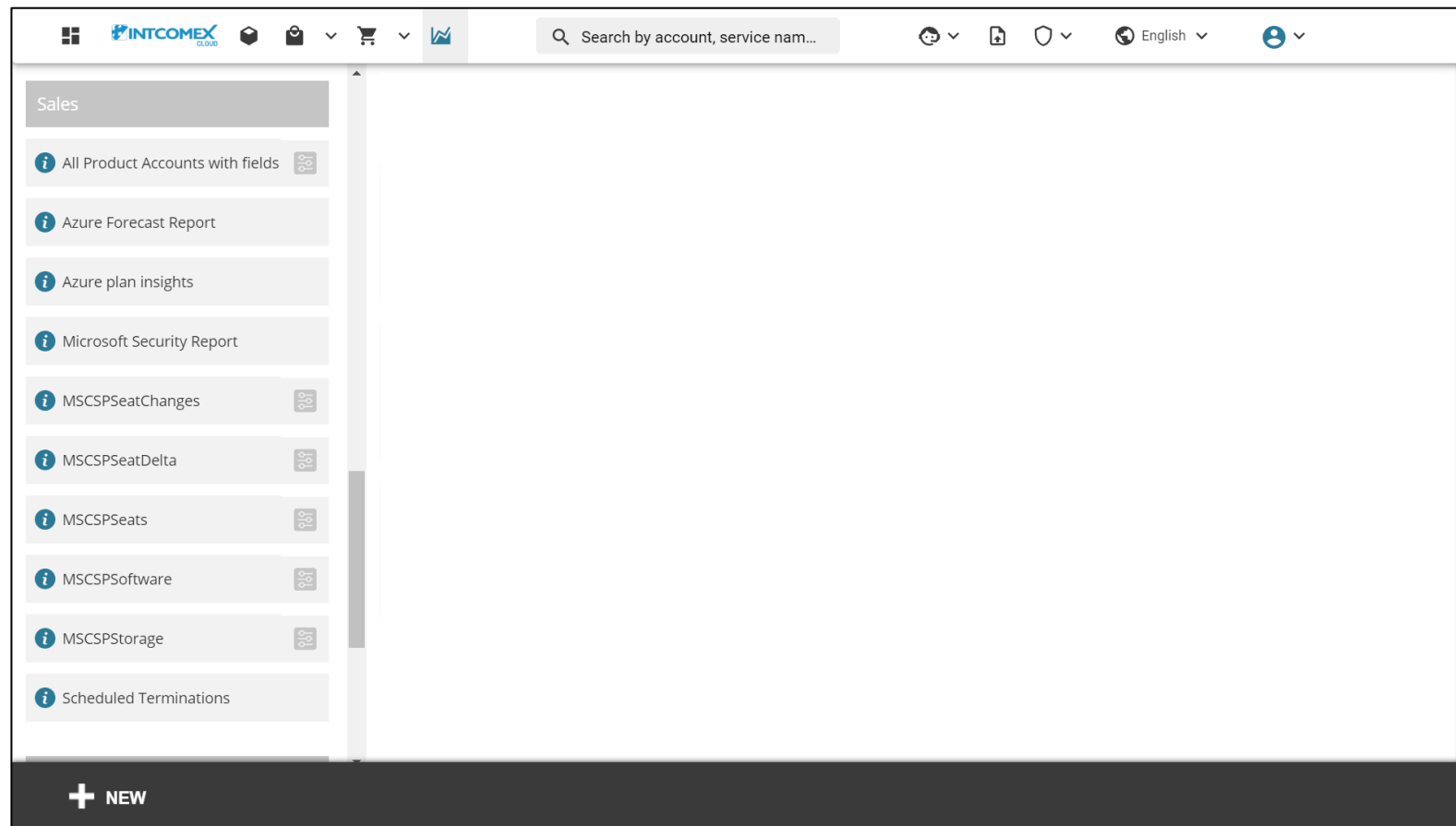
How many seats of MS O365 family services have we sold?
View at specific moment in time (default = now).

At the bottom of the interface, there are two buttons: "+ NEW" and "EXPORT".



Reportería en ICP: Reportes esenciales (MSCSPSeats)

Para obtener este reporte, en el lazo izquierdo del módulo de reportería, nos deslizamos hacia abajo hasta encontrar el submenú **Sales**.





Reportería en ICP: Reportes esenciales (MSCSPSeats)

Luego, hacemos clic sobre el botón de filtro de la opción **MSCSPSeats**. Seguidamente, escogemos el último día del mes del cual deseamos generar nuestro reporte. Finalmente, hacemos clic sobre el botón **Execute**.

The screenshot displays the Intcomex Cloud reporting interface. The top navigation bar includes the Intcomex Cloud logo, a search bar with the text "Search by account, service nam...", and user profile information. The main content area is divided into a left sidebar and a main panel. The sidebar contains several report categories: "Sales", "All Product Accounts with fields", "Azure Forecast Report", "Azure plan insights", and "MSCSPSoftware". A calendar widget is open over the "Azure plan insights" section, showing the month of March 2024. The calendar grid highlights the date 31 (Tuesday, April 09, 2024) in blue, with a mouse cursor hovering over it. Below the calendar is a blue "Execute" button. The bottom of the interface features a dark footer with a "+ NEW" button and the URL "https://marketplacexpe.intcomexcloud.com/#".



Reportería en ICP: Reportes esenciales (MSCSPSeats)

La información es cargada en el portal, pero para poder visualizarla de una mejor forma sugerimos descargarla en un archivo de Excel. Para realizar lo mencionado, solo debemos hacer clic en el botón **EXPORT** ubicado en la barra inferior y luego hacer clic sobre la opción **XLSX**.

The screenshot displays the Intcomex Cloud portal interface for the 'MSCSPSeats' report. The top navigation bar includes the Intcomex Cloud logo, a search bar, and user settings. The left sidebar lists various reports, with 'MSCSPSeats' selected. The main content area shows the report title, generation date, and a description: 'How many seats of MS O365 family services have we sold? View at specific moment in time (default = now)'. Below this is a table with columns for account, resell, comp, custo, prod, OCPS, coun, seats, Existi, Licen, Unas, Billin, hasAu, licenc, Offer, Micrc, Prod, Billin, Prom, Conti, and Mate. The table contains two rows of data. At the bottom of the table, there are navigation controls for page 1 of 1, 15 items per page, and a 'Showing 1-2 from 2 items' indicator. A floating toolbar at the bottom center contains an 'XLSX' button and an 'EXPORT' button.

account	resell	comp	custo	prod	OCPS	coun	seats	Existi	Licen	Unas	Billin	hasAu	licenc	Offer	Micrc	Prod	Billin	Prom	Conti	Mate
ZZ...							1	0	0											
46...	A... BOX S...	M... BOX	Pe...	10...	cc... ad... 4a... d9... 56...	Pe...	1	0	0	0	20... 03- 08...	fal...	C... SE...	CF...	98... 72... 44... ac... ac...	(N... Mi... B... Pr...	(w... 1- year co... - P1Y			





Reportería en ICP: Reportes esenciales (MSCSPSeats)

Luego de descargar y abrir posteriormente el archivo de Excel, se muestran diferentes campos que nos permitirán conocer de la cantidad de asientos de suscripciones Microsoft que se encontraban activos en la fecha seleccionada previamente.

The screenshot shows an Excel spreadsheet with the following data:

	A	B	C	D	E	F	G	H	I
	accountId	reseller	companyname	customerCountry	productname	OCPSubscriptionID	country	seats	ExistingCu
1		ZZ_Total							1
2	461006	ABBIE BOX S.A.C.	MAGICDUST BOX	Peru	100113_Micros365BusinePremiu_92542	cc2f4e56-ade9-4ae9-d96b-56f4d3b89ece	Peru		1
3									
4									
5									
6									
7									
8									
9									
10									
11									
12									
13									
14									
15									
16									
17									
18									
19									
20									
21									





Reportería en ICP: Reportes esenciales (MSCSPSeats)

El campo `accountId` muestra el identificador de cada suscripción, mientras que el campo `companyname` indica la cuenta en donde se ha realizado los aprovisionamientos.

The screenshot shows an Excel spreadsheet with the following data:

	A	B	C	D	E	F	G	H	I
1	accountId	reseller	companyname	customerCountry	productname	OCPSubscriptionID	country	seats	ExistingCu
2		ZZ_Total							1
3	461006	ABBIE BOX S.A.C.	MAGICDUST BOX	Peru	100113_Micros365BusinePremiu_92542	cc2f4e56-ade9-4ae9-d96b-56f4d3b89ece	Peru		1
4									
5									
6									
7									
8									
9									
10									
11									
12									
13									
14									
15									
16									
17									
18									
19									
20									
21									





Reportería en ICP: Reportes esenciales (MSCSPSeats)

El campo **seats** indica la cantidad de asientos adquiridos por cada suscripción, mientras que el campo **BillingStartDate** muestra la fecha en la cual se realizó el aprovisionamiento de cada una de estas.

The screenshot shows an Excel spreadsheet with the following data:

	H	I	J	K	L	M	N	O	
1	seats	ExistingCustomer	LicencesFromOtherChannels	UnassignedLicenses	BillingStartDate	hasAdvancePayment	licenceType	OfferId	Mic
2	1			0	0				
3	1		0	0	0	8/03/2024 14:17	FALSO	CORP-SEAT	CFQ7TTC0LHC:0002:Commercial 98ce
4									
5									
6									
7									
8									
9									
10									
11									
12									
13									
14									
15									
16									
17									
18									
19									
20									
21									





Reportería en ICP: Reportes esenciales (MSCSPSeats)

El campo **ProductDisplayName** indica el nombre de la suscripción adquirida, mientras que el campo **BillingType** detalla el tipo de facturación escogida para cada una de estas.

The screenshot shows an Excel spreadsheet with the following data:

	P	Q	R	S	T	U	V
1	MicrosoftTenantId	ProductDisplayName	BillingType	PromotionId	ContractId	MaterialNumbers	
2							
3	98cea72b-720a-4411-ac6d-ac31ba900a92	(NCE) Microsoft 365 Business Premium	Monthly (with 1-year commitment) - P1Y				
4							
5							
6							
7							
8							
9							
10							
11							
12							
13							
14							
15							
16							
17							
18							
19							
20							
21							





Manual de Usuario—

Reportería de ICP

Reportes esenciales
(Renewal Overview)

Intcomex Cloud Operations





Reportería en ICP: Reportes esenciales (Renewal Overview)

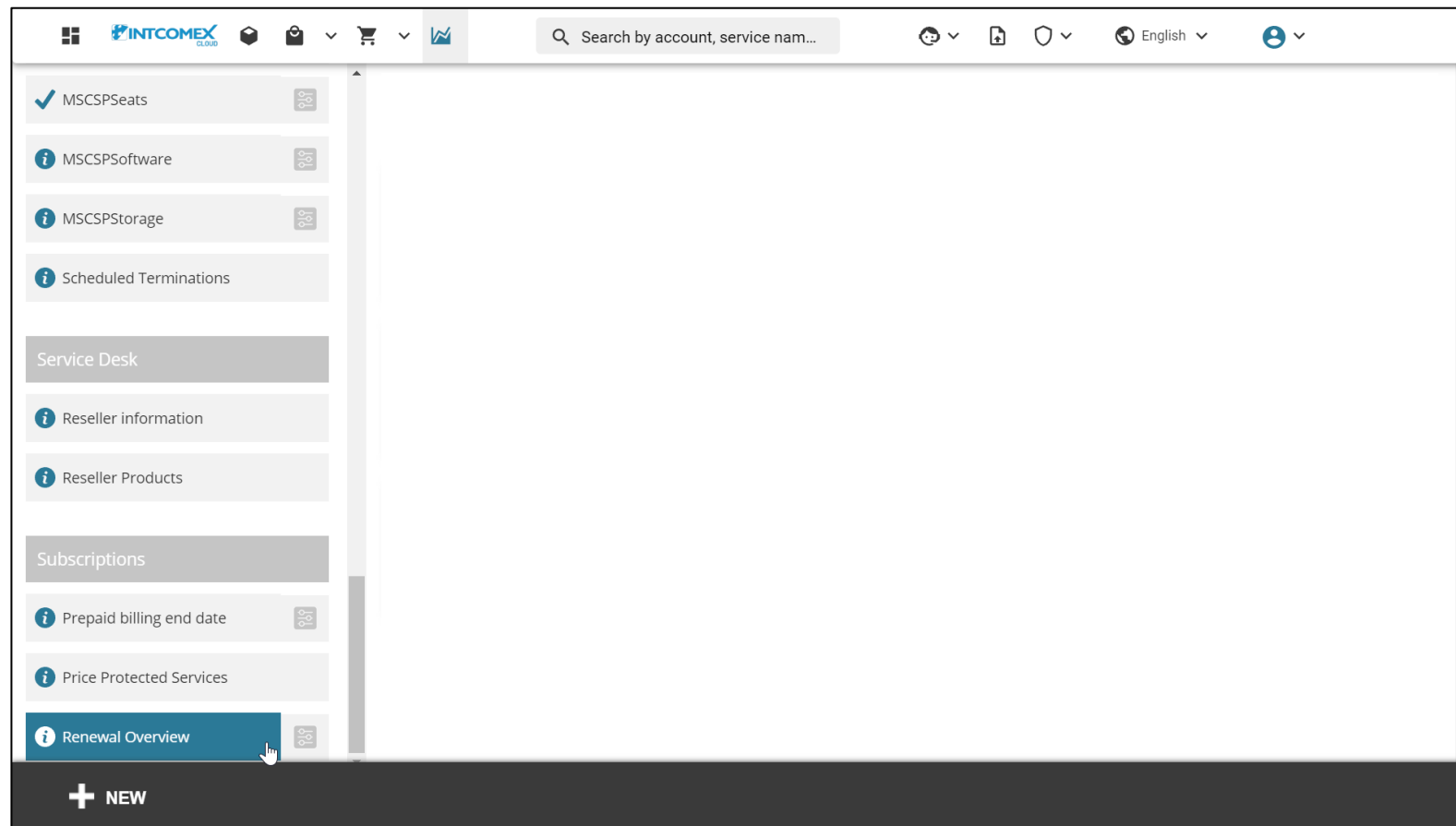
El reporte **Renewal Overview** es un nuevo reporte el cual proporciona toda la información de manera consolidada de las suscripciones activas y nos brinda un mayor detalle de la configuración actual de cada una de estas.

The screenshot displays the ICP application interface. The top navigation bar includes the INTCOMEX logo, a search bar with the text "Search by account, service nam...", and user profile options. The left sidebar contains a list of menu items: MSCSPSeatDelta, MSCSPSeats, MSCSPSoftware, MSCSPStorage, Scheduled Terminations, Service Desk, Reseller information, Reseller Products, Subscriptions, Prepaid billing end date, Price Protected Services, and Renewal Overview (which is highlighted in blue). A tooltip is visible over the "Renewal Overview" item, containing the following text: "Shows the list of subscriptions that has either prepaid period end date or contract end date. It contains details about End Date Action and scheduled renewal values. On default it shows only products that support End Date Action. If IncludeAll option is selected then it gets all products." At the bottom of the sidebar, there is a "+ NEW" button and an "EXPORT" button.



Reportería en ICP: Reportes esenciales (Renewal Overview)

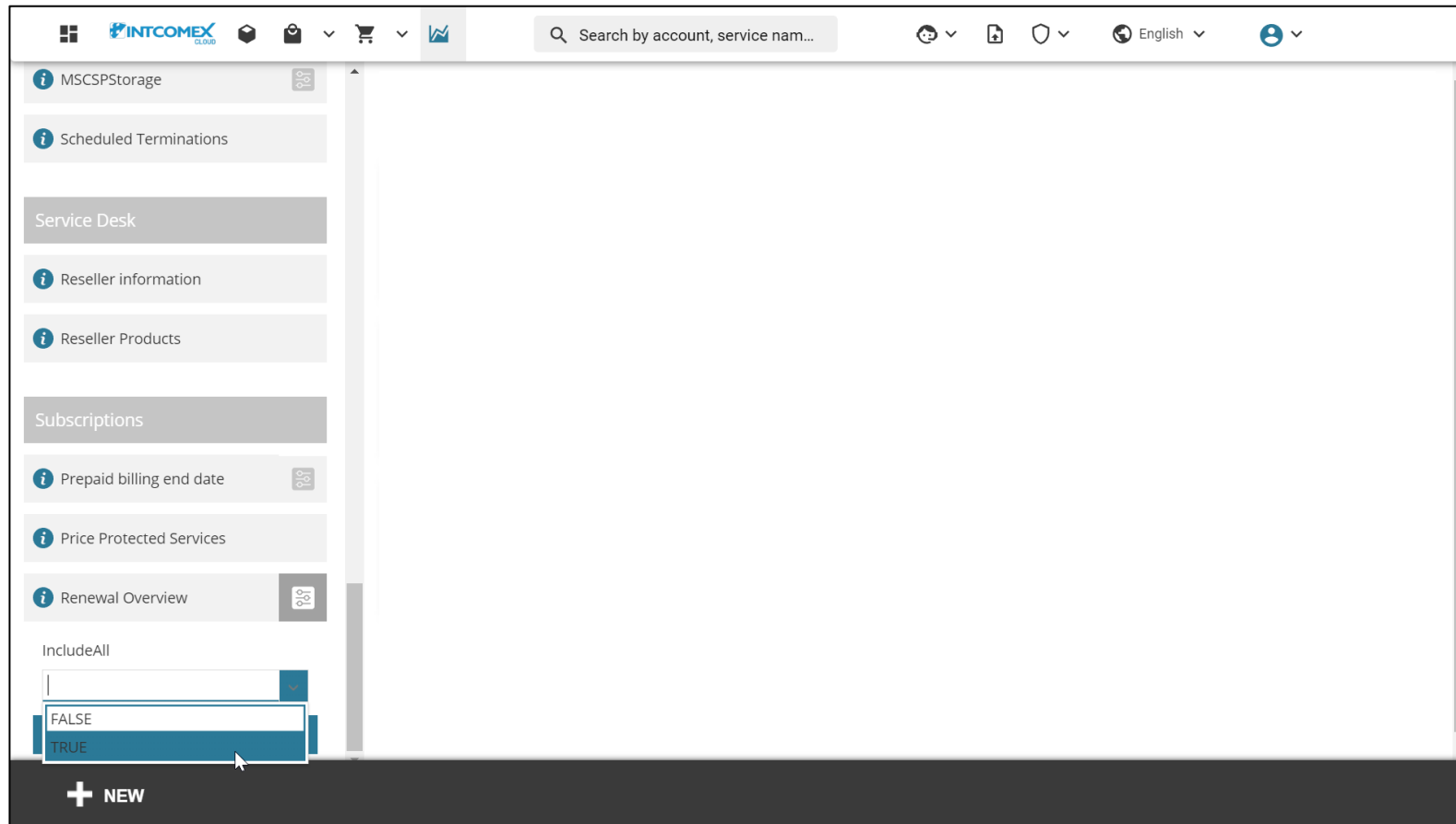
Para obtener este reporte, en el lazo izquierdo del módulo de reportería, nos deslizamos hacia abajo hasta encontrar el submenú **Subscriptions**.





Reportería en ICP: Reportes esenciales (Renewal Overview)

Hacemos clic en el botón de filtro y seguidamente seleccionamos una de las dos opciones que se muestran en la lista desplegable **IncludeAll**. Si seleccionamos la opción **FALSE**, se generará un reporte de renovaciones de solo suscripciones NCE. Mientras que, si seleccionamos la opción **TRUE**, entonces se generará un reporte de renovaciones de todos los servicios. Luego, hacemos clic en el botón **EXECUTE**.





Reportería en ICP: Reportes esenciales (Renewal Overview)

La información es cargada en el portal, pero para poder visualizarla de una mejor forma sugerimos descargarla en un archivo de Excel. Para realizar lo mencionado, solo debemos hacer clic en el botón EXPORT ubicado en la barra inferior y luego hacer clic sobre la opción XLSX.

The screenshot shows the 'Renewal Overview' report in the Intcomex Cloud portal. The interface includes a navigation sidebar on the left with options like 'MSCSPStorage', 'Scheduled Terminations', 'Service Desk', 'Reseller information', 'Reseller Products', 'Subscriptions', 'Prepaid billing end date', 'Price Protected Services', and 'Renewal Overview' (which is selected). The main content area displays a table of subscription data with columns for account, preparation, contract, end date, product, price, and various renewal and scheduling details. A description explains that the report shows subscriptions with prepaid period end dates or contract end dates, including details on end date actions and renewal values. An 'IncludeAll' dropdown is set to 'TRUE'. At the bottom, there is an 'Execute' button and an 'EXPORT' button with an XLSX icon highlighted by a mouse cursor. The URL 'https://marketplacexpe.intcomexcloud.com' is visible at the bottom left.

acco	Prep	Prep	Cont	Cont	Endl	Prod	Price	Disp	Venc	Venc	Ren	Ren	Ren	Sche	Sche	Com	Com	Rese	Rese	Prod	Mati	Anni	Curr
3...			2... 08- 1...			A... P...	M...	D... R...	M...	e... 3... 4... d... 2...					3...	C... T...	2...	A... B... S...	F...		0	U...	
4...			2... 05- 0...	1	R...	(... E... O... K... P... Q...	B... (... 1- m... c... - P... Q...	1	M...	4... e... 4... d... a...					4...	E... P... S...	2...	A... B... S...	T...		2...	U...	
4...			2... 05-			A...	M...		M...	0... b...					4	P...	2	B...	F...		0	U...	



Reportería en ICP: Reportes esenciales (Renewal Overview)

Luego de descargar y abrir posteriormente el archivo de Excel, se muestran diferentes campos que nos permitirán conocer la fecha de renovación y su configuración de cada servicio activo.

The screenshot shows an Excel spreadsheet with the following data:

	A	B	C	D	E	F	G	
	accountid	PrepaidPeriodEndDate	PrepaidTerm	ContractEnddate	ContractTerm	EndDateAction	ProductDisplayName	PriceableItemsDescription
2	345823			12/08/2023 00:00			Azure Plan	Managedresources=0.00;Unma
3	467555			8/05/2024 00:00		1 Renew	(NCE) Exchange Online Kiosk	BillingType=Monthly (with 1-m
4	467393			12/05/2024 00:00			Azure Plan	Managedresources=0.00;Unma
5	410341			12/05/2024 00:00			Azure Plan subscription for Granular mode	Managedresources=151.79;Un
6	461006			8/03/2025 00:00		12 Renew	(NCE) Microsoft 365 Business Premium	BillingType=Monthly (with 1-ye
7								
8								
9								
10								
11								
12								
13								
14								
15								
16								
17								
18								
19								
20								
21								





Reportería en ICP: Reportes esenciales (Renewal Overview)

El campo **accountid** nos indica el identificador de cada servicio provisionado en ICP. Por otro lado, los campos **ContractEnddate** y **EndDateAction** nos indica la fecha de renovación de la suscripción y su configuración aplicada para tal evento respectivamente.

	A	B	C	D	E	F	G	
1	accountid	PrepaidPeriodEndDate	PrepaidTerm	ContractEnddate	ContractTerm	EndDateAction	ProductDisplayName	PriceableItemsDescription
2	467555			8/05/2024 00:00		1 Renew	(NCE) Exchange Online Kiosk	BillingType=Monthly (with 1-m
3	461006			8/03/2025 00:00		12 Renew	(NCE) Microsoft 365 Business Premium	BillingType=Monthly (with 1-ye
4								
5								
6								
7								
8								
9								
10								
11								
12								
13								
14								
15								
16								
17								
18								
19								
20								
21								





Reportería en ICP: Reportes esenciales (Renewal Overview)

Finalmente, el campo **Vendor** nos indicará la marca a la cual pertenece el servicio provisionado.

	J	K	L	M	N	O	P
1	Vendor	VendorReference	RenewalScheduledBy	RenewalFieldsSavedOn	RenewalFields	ScheduledForTerminationBy	ScheduledForTerminationOn
2	Microsoft	433c2813-e62f-40ff-da64-af6f37efed5d					
3	Microsoft	cc2f4e56-ade9-d96b-56f4d3b89ece					
4							
5							
6							
7							
8							
9							
10							
11							
12							
13							
14							
15							
16							
17							
18							
19							
20							
21							





Manual de Usuario—

Reportería de ICP

Otros reportes

Intcomex Cloud Operations





Reportería de ICP: Otros reportes (Accounts Modified)

El reporte **Accounts Modified** nos permite visualizar los cambios o modificaciones realizados sobre los diferentes servicios desde una determinada fecha.

The screenshot shows the 'Accounts Modified' report interface. On the left, there is a sidebar with 'My reports' and a search bar. The 'Accounts Modified' report is selected and highlighted. Below the sidebar, there are filters for 'startDate' (09/04/2024) and an 'Execute' button. The main area displays the report title, generation time, and a description. Below this is a table with columns for StartDate, EndDate, AccountId, AccountType, ProductName, DisplayName, AccountStat, ParentComp, LastChange1, and Product_Disj. The table contains five rows of data.

StartDate	EndDate	AccountId	AccountType	ProductName	DisplayName	AccountStat	ParentComp	LastChange1	Product_Disj
2024-04-09T00:00:...	2024-04-09T16:32:...	345823	Product	100113_A...	Demo Room	Active	CLOUDY TEAM	2024-04-09T11:18:...	Azure Plan
2024-04-09T00:00:...	2024-04-09T16:32:...	410341	Product	100113_A...	Demo Room	Active	CLOUDY TEAM	2024-04-09T04:28:...	Azure Plan subscrip... for Granular mode
2024-04-09T00:00:...	2024-04-09T16:32:...	467393	Product	100113_A...	Eritech Perú	Active	ERITECH PERU S.A.	2024-04-09T11:12:...	Azure Plan
2024-04-09T00:00:...	2024-04-09T16:32:...	467641	Product	100113_...	1	Terminated	AGRICOLA LAS AMAPOLAS	2024-04-09T14:33:...	(NCE) Microsoft 365 Apps for business





Reportería de ICP: Otros reportes (MFA Users)

El reporte **MFA Users** nos permite identificar a los usuarios internos que poseen la autenticación multifactor configurada para ingresar a ICP.

The screenshot displays the Intcomex Cloud reporting interface. On the left, a sidebar titled 'My reports' contains a search bar and a list of report categories: Audit, Accounts Modified, Audit Log Object Company, Audit Log Subject Company, LastLogins, LoginCount, **MFA Users** (selected), Termination reasons, and Customers. The main content area shows the 'MFA Users' report, generated on Tuesday, April 09, 2024 at 11:42:03. It includes a description: 'Shows the list of Users who have enabled MFA'. Below this is a table with columns: Account_ID, Account_State, Display_Name, Parent_Company_Name, Primary_Method, and Secondary_Method. The table contains two rows of data. At the bottom of the table, there are navigation controls (back, forward, page 1, items per page: 15) and a status indicator 'Showing 1-2 from 2 items'. The footer of the interface includes a '+ NEW' button and an 'EXPORT' button.

Account_ID	Account_State	Display_Name	Parent_Company_Name	Primary_Method	Secondary_Method
339678	Active	admin@abbiebox.c...	ABBIE BOX S.A.C.	AuthenticatorApp	
381236	Active	billing@abbiebox.co...	ABBIE BOX S.A.C.	AuthenticatorApp	



Reportería de ICP: Otros reportes (Reseller End Customers)

El reporte Reseller End Customers nos brinda el detalle de todas las compañías activas bajo nuestra organización como revendedor.

Customers

Latest customers

Reseller End Customers

targetCompany

ABBIE BOX S.A.C.

Execute

Top customer by users

Top products

Top products per customer

Users by Date

Pricing

Discounts

Reseller End Customers

Report generated on Tuesday, April 09, 2024 11:44:30

A list of all companies under reseller.

Drag a column header and drop it here to group by that column

Resell...	Resell...	Resell...	Comp...	Accou...	VATID	Addre...	Postal	City	Count	Creati	IsMFA	Indust	Domai	Empl	Sales	Email	Contac
AB... BOX S.A...	277...		MA... BOX	280...	EM...	Ca. Los Ne... 448 - Sur...	154...	Lima	Peru	202... 08- 12T...			ma...			art...	Art... Bej...
AB... BOX S.A...	277...		CL... TE...	345...	EM...	Jr. Her... de Ma... 305 - San Mig...	150...	Lima	Peru	202... 08- 16T...	true		clo...			art...	Art... Bej...
AB... BOX S.A...	277...		AG... LAS AM...	463...	EM...	Av. Los Eu... 690	154...	Lima	Peru	202... 03- 19T...	false		agr...			art...	Art... Bej...
AB... BOX S.A...	277...		ERI... PERU	466...	EM...	Av. Lac...	154...	Lima	Peru	202... 04-...	true		agr...			art...	Art... Bej...

+ NEW

EXPORT

Reseller End Customers has finished loading! X



Reportería de ICP: Otros reportes (Azure Forecast Report)

El reporte **Azure Forecast Report** nos proporciona un pronóstico de consumo de suscripciones activas de Azure Plan según los dos últimos meses facturados.

The screenshot shows the 'Azure Forecast Report' interface. At the top, there's a search bar and navigation icons. The left sidebar lists various reports, with 'Azure Forecast Report' selected. The main content area displays a table titled 'Azure Forecast vs Latest EoM Charge in Local Currency by Country, Reseller & End Customer'. The table has columns for CompanyName, Reseller, EndCustomer, Prev. Month -2 EoM Charge LC, Latest EoM Charge LC, AzureForecast LC, Delta, and Delta %. The data row shows INTCOMEX PERU S.A.C. as the company, ABBIE BOX S.A.C. as the reseller, and CLOUDY TEAM as the end customer, with a total delta of -14%.

CompanyName	Reseller	EndCustomer	Prev. Month -2 EoM Charge LC	Latest EoM Charge LC	AzureForecast LC	Delta	Delta %
INTCOMEX PERU S.A.C.	ABBIE BOX S.A.C.	CLOUDY TEAM	703.8	740.6	639.6	-101.0	-14 %
Total			703.8	740.6	639.6	-101.0	-14 %



Reportería de ICP: Otros reportes (Azure plan Insights)

El reporte **Azure plan Insights** nos brinda desde una gráfica del revenue histórico hasta el detalle de cada facturación realizada por suscripción de Azure Plan o por cliente final.

The screenshot displays the Azure plan Insights dashboard. On the left, a sidebar lists various reports, with 'Azure plan insights' selected. The main area features a 'Total Revenue' line chart showing a significant peak in early 2024. Below this, there are two trellis charts: 'Total Sales by Meter Category' and 'Revenue by month by Meter category'. The dashboard also includes a table for 'Company Name' with columns for 'Total Costs' and 'Total Revenue', and another table for 'Platform Billing Month' with columns for 'Total Costs' and 'Total Revenue'. The interface includes a search bar at the top and a navigation bar at the bottom with a '+ NEW' button and a 'FULLSCREEN' icon.

Company Name	Total Costs	Total Revenue
CLOUD SYNC 365	121.06	144.64
CLOUDY TEAM	10,175.87	12,020.77
MAGICDUST BOX	1.56	1.70
Total	10,298.49	12,167.11

Platform Billing Month	Total Costs	Total Revenue
2021-09	4.71	5.24
2021-10	12.63	14.04
2021-11	12.46	13.85
2021-12	12.63	14.04
2022-01	12.84	14.26
2022-02	10.97	12.18
2022-03	13.44	14.95
2022-04	12.03	13.50
2022-05	12.55	19.01
2022-06	12.20	18.49
2022-07	0.15	0.16
Total	10,298.49	12,167.11



Reportería de ICP: Otros reportes (Microsoft Security Report)

El reporte **Microsoft Security Report** muestra información detallada sobre el cumplimiento de las medidas de seguridad adoptadas en cada tenant. Tanto los Global Admin como los Azure Admin deben de estar sumamente protegidos frente amenazas de usuarios externos. Por tal motivo, es importante trasladar el estado actual de seguridad a cada cliente final con el fin de minimizar los riesgos.

The screenshot displays the Microsoft Security Report interface within the Intcomex Cloud portal. The dashboard is divided into several sections:

- Navigation:** A sidebar on the left lists various reports, with "Microsoft Security Report" highlighted.
- Filters:** A top filter bar allows selection of "Year-month" (2024-04), "User security level" (All), "Country ID" (All), "Reseller name" (All), "End customer" (All), "Is global admin" (All), "Has Azure access" (All), "User object ID (from Azure AD)" (All), and "Azure subscription ID" (All).
- Privileged user protection:** A summary table showing counts for Global Admins and Azure Admins across UNPROTECTED, WEAK, and STRONG security levels.
- Azure security policy deployment status:** A summary table showing counts for Azure Plans and Azure subscriptions in Azure Plan across UNPROTECTED, PARTIAL, PROTECTED, CANT VERIFY, and PROTECTED status.
- User protection level:** A horizontal bar chart showing the distribution of user protection levels.
- User protection level by date:** A line chart showing trends for UNPROTECTED, STRONG, and CANT VERIFY levels from 2024-02 to 2024-04.
- Expand (x) to view user protection details:** A detailed table for the reseller "ABBIE BOX S.A.C." showing counts for Global Admin and Azure Admin across different security levels.
- Azure security policy deployment status by Azure Plan:** A horizontal bar chart showing the status for the "CLOUDY TEAM" Azure Plan.
- Azure security policy deployment status by Azure subscription in Azure Plan:** A horizontal bar chart showing the status for individual Azure subscriptions.

Global Admins			Azure Admins		
UNPROTECTED	WEAK	STRONG	UNPROTECTED	WEAK	STRONG
0	0	3	0	0	2

Azure Plans			Azure subscriptions in Azure Plan		
UNPROTECTED	PARTIAL	PROTECTED	UNPROTECTED	CANT VERIFY	PROTECTED
1	0	0	1	0	0

Date	UNPROTECTED	STRONG	CANT VERIFY
2024-02	11.11%	55.56%	33.33%
2024-03	11.11%	55.56%	33.33%
2024-04	11.11%	55.56%	33.33%

Reseller Name	unprotected		strong		can not verify		Total	
	Global Admin	Azure Admin	Global Admin	Azure Admin	Global Admin	Azure Admin	Global Admin	Azure Admin
ABBIE BOX S.A.C.	0	0	3	2	0	0	3	2
Total	0	0	3	2	0	0	3	2

