


Intcomex Cloud Platform

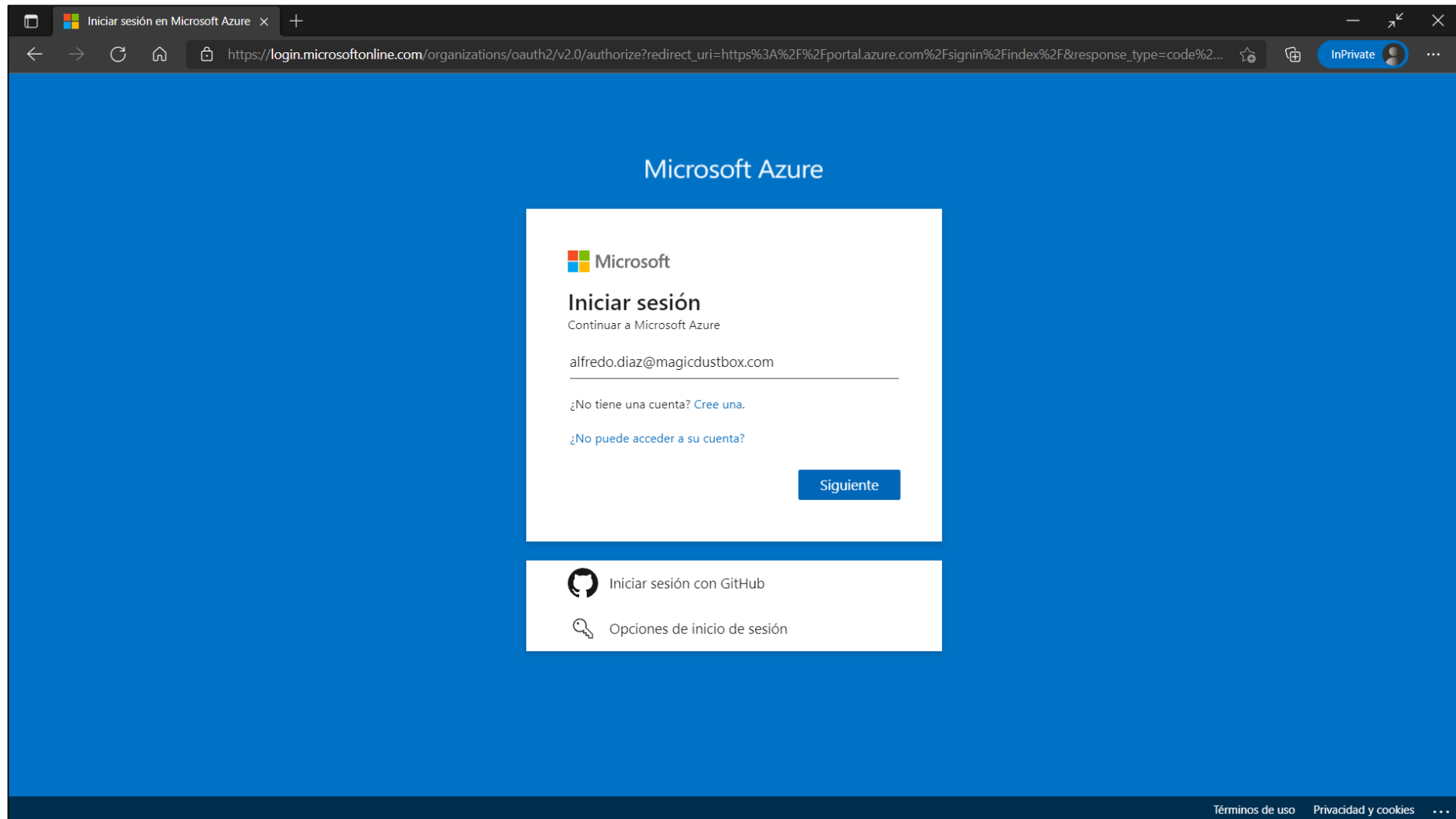
Restauración de permisos de administrador de una suscripción de Azure



Procedimiento



Ingresamos al portal de Azure con nuestro usuario que posee el rol de propietario sobre la suscripción



En el caja de búsqueda ubicada en la parte superior digitamos el texto: **Suscripciones**. Luego, hacemos clic sobre la opción que se muestra

The screenshot shows the Microsoft Azure portal interface. At the top, the search bar contains the text "Suscripciones". A dropdown menu is open, displaying search results categorized into "Servicios", "Marketplace", "Documentación", "Recursos", and "Grupos de recursos".

- Servicios:** Includes "Suscripciones" (highlighted), "Suscripciones de Event Grid", and "Bus de servicio".
- Marketplace:** Displays "No se han encontrado resultados."
- Documentación:** Lists links such as "Suscripciones en Azure API Management | Microsoft Docs", "Organización de grupos de administración y suscripciones ...", "Guía de decisiones de suscripción - Cloud Adoption ...", and "Creación de las suscripciones de Azure iniciales - Cloud ...".
- Recursos:** Displays "No se han encontrado resultados."
- Grupos de recursos:** Displays "No se han encontrado resultados."

Below the search results, there are suggestions: "¿No ha encontrado lo que estaba buscando?", "Intentar buscar en el registro de actividades", and "Intentar la búsqueda en Azure Active Directory".

The main navigation bar at the bottom of the search results shows "Suscripciones" as the active selection, along with "Grupos de recursos", "Todos los recursos", and "Panel".

The background of the portal shows various sections: "Herramientas" (Microsoft Learn, Azure Monitor, Security Center, Administración de costos) and "Vínculos útiles" (Documentación técnica, Servicios de Azure, Actualizaciones recientes de Azure). The Microsoft Azure logo is visible in the top left corner.

En la lista de opciones que se muestra al lado izquierdo, hacemos clic sobre la opción **Control de Acceso (IAM)**

The screenshot displays the Microsoft Azure portal interface for a subscription named 'magicdustsabe'. The left-hand navigation pane is visible, with 'Access control (IAM)' selected. The main content area is divided into several sections:

- Navigation:** Home > Subscriptions > magicdustsabe Subscription
- Actions:** Cancel subscription, Rename, Feedback
- Essentials:**
 - Subscription ID: 6b2ed523-db94-4fb4-b05e-e52ffbc0718a
 - Subscription name: magicdustsabe
 - Directory: MAGICDUST BOX (magicdustbox.onmicrosoft.com)
 - My role: Owner
 - Status: Active
 - Plan: Azure Plan
 - Parent management group: ---
 - Secure score: Not available
- Top products by number of resources:** A bar chart showing 'storageaccounts' with a count of 1. A 'View resources' button is present below the chart.
- Azure Defender coverage:** A card indicating that Azure Defender is not enabled for this subscription, with an 'Upgrade coverage' button.

Hacemos clic en la pestaña **Asignaciones de roles**

The screenshot shows the Microsoft Azure portal interface. At the top, the navigation bar includes the Microsoft Azure logo, a search bar with the text 'Buscar recursos, servicios y documentos (G+)', and the user's profile 'alfredo.diaz@magicdust...'. The breadcrumb trail indicates the path: 'Inicio > Suscripciones > magicdustsabe'. The main header shows the subscription name 'magicdustsabe' and the page title 'Control de acceso (IAM)'. A left-hand navigation pane lists various management options, with 'Control de acceso (IAM)' selected. The main content area features a search bar and a toolbar with actions like 'Agregar', 'Descargar asignaciones de roles', 'Editar columnas', 'Actualizar', 'Quitar', and '¿Tiene algún comentario?'. Below the toolbar, there are tabs for 'Comprobar acceso', 'Asignaciones de roles', 'Roles', 'Asignaciones de denegación', and 'Administradores clásicos'. The 'Asignaciones de roles' tab is active. The page is divided into several sections: 'Mi acceso' (with a 'Ver mi acceso' button), 'Comprobar acceso' (with a search dropdown and input field), '¿Quiere conceder acceso a este recurso?' (with an 'Agregar asignación de roles (versión preliminar)' button), 'Consulta del acceso a este recurso' (with a 'Ver' button), 'Ver asignaciones de denegación' (with a 'Ver' button), and 'Creación de un rol personalizado'.

En la pestaña Asignaciones de roles visualizamos que solo el grupo del proveedor anterior posee los permisos de propietario. Luego hacemos clic sobre la opción de Cloud Shell ubicado al lado derecho de la caja de búsqueda para poder ejecutar nuestro SCRIPT

Microsoft Azure | Buscar recursos, servicios y documentos (G+/)

Inicio > Suscripciones > magicdustsabe

magidustsabe | Control de acceso (IAM)

Buscar (Ctrl+/) << + Agregar ↓ Descargar asignaciones de roles Editar columnas Actualizar X Quitar ¿Tiene algún comentario?

Comprobar acceso **Asignaciones de roles** Roles Asignaciones de denegación Administradores clásicos

Número de asignaciones de roles para esta suscripción 3 2000

Busque por nombre o correo electr... Tipo: **Todo** Rol: **Todo** Ámbito: **Todos los ámbitos** Agrupar por: **Rol**

3 elementos (2 usuarios, 1 entidades de seguridad externas)

<input type="checkbox"/>	Nombre	Tipo	Rol	Ámbito	Condición
<input type="checkbox"/>	Propietario				
<input type="checkbox"/>	Arturo Bejarano admin@magicdustbox.onmicrosoft.com	Usuario	Propietario ⓘ	Este recurso	Ninguno
<input type="checkbox"/>	alfredo.diaz alfredo.diaz@magicdustbox.onmicrosoft.com	Usuario	Propietario ⓘ	Este recurso	Ninguno
<input type="checkbox"/>	Foreign Principal for 'Support Cloud Latinamerica' in Role 'TenantAdmins' (MAGICDUST BOX)	Entidad de seguridad...	Propietario ⓘ	Este recurso	Ninguno

Procedemos a completar los campos requeridos para crear un almacenamiento temporal de acuerdo a la siguiente configuración:

- **Ubicación:** Este de EE. UU. (US East)
- **Grupo de recursos:** cloud-shell-storage-foreign [Ejemplo: cloud-shell-storage-Foreign]
- **Cuenta de almacenamiento:** cs<uniqueGuid>fn [Ejemplo: csmagicdustbefn]
- **Recurso compartido de archivos:** cs-<user>-<com>-<uniqueGuid>fn [Ejemplo: cs-admin-com-magicdustbefn]

Luego, hacemos clic en **Crear almacenamiento**

No tiene ningún almacenamiento montado

magicdustsabe Este de EE. UU. [Ocultar configuración avanzada](#)

Mostrar configuración de aislamiento de red virtual

* Grupo de recursos * Cuenta de almacenamiento * Recurso compartido de archivos

Crear nuevo Usar existente Crear nuevo Usar existente Crear nuevo Usar existente

cloud-shell-storage-Foreign csmagicdustbefn cs-admin-com-csmagicdustbefn

Más información sobre el [almacenamiento de Cloud Shell](#) y el [aislamiento de red virtual](#).

Crear almacenamiento Cerrar

Esperamos que se termine de ejecutar la consola de **Cloud Shell**

Microsoft Azure | Buscar recursos, servicios y documentos (G+)

Inicio > Suscripciones > magicdustsabe

magicdustsabe | Control de acceso (IAM)



Buscar (Ctrl+/) << + Agregar ↓ Descargar asignaciones de roles Editar columnas Actualizar X Quitar ¿Tiene algún comentario?

Comprobar acceso **Asignaciones de roles** Roles Asignaciones de denegación Administradores clásicos

Número de asignaciones de roles para esta suscripción 3 2000

Busque por nombre o correo electr... Tipo: **Todo** Rol: **Todo** Ámbito: **Todos los ámbitos** Agrupar por: **Rol**

3 elementos (2 usuarios, 1 entidades de seguridad externas)

<input type="checkbox"/>	Nombre	Tipo	Rol	Ámbito	Condición
<input type="checkbox"/>	Propietario				
<input type="checkbox"/>	 Arturo Bejarano admin@magicdustbox.onmicrosoft.com	Usuario	Propietario ⓘ	Este recurso	Ninguno
<input type="checkbox"/>	 alfredo.diaz alfredo.diaz@magicdustbox.onmicrosoft.com	Usuario	Propietario ⓘ	Este recurso	Ninguno

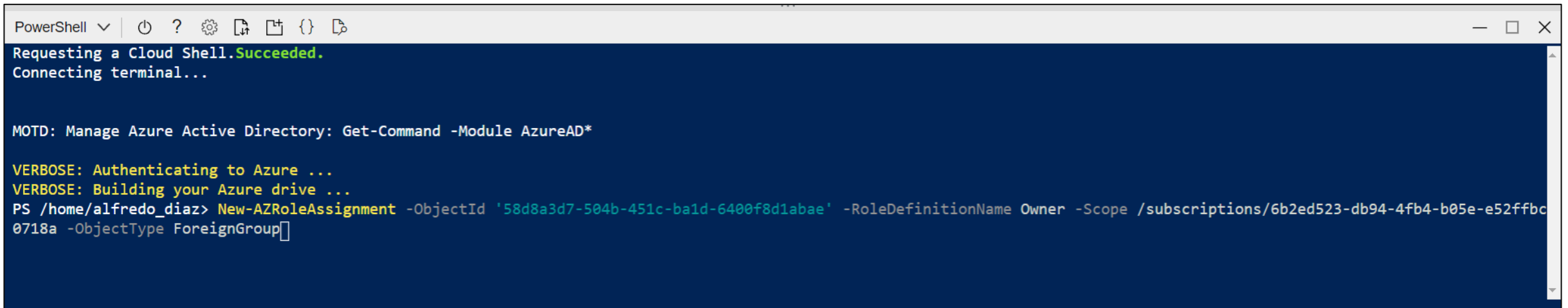
PowerShell | Connecting terminal... | Welcome to Azure Cloud Shell | Type "az" to use Azure CLI | Type "help" to learn about Cloud Shell | MOTD: Scripts installed with 'Install-Script' can be run from the shell | VERBOSE: Authenticating to Azure ... | VERBOSE: Building your Azure drive ... | PS /home/alfredo_diaz>

Copiamos el siguiente SCRIPT y lo pegamos en la consola de Cloud Shell

```
New-AZRoleAssignment -ObjectId 'ObjectID-Admin' -RoleDefinitionName Owner -Scope /subscriptions/SubscriptionID -ObjectType ForeignGroup
```

ObjectID-Admin: ID del grupo admin de Intcomex que tendrá los permisos sobre la suscripción (Provisto por Intcomex)

SubscriptionID: ID de la suscripción de la cual se otorgarán los permisos



```
PowerShell v | [PowerShell icons] [Window icons]
Requesting a Cloud Shell.Succeeded.
Connecting terminal...

MOTD: Manage Azure Active Directory: Get-Command -Module AzureAD*

VERBOSE: Authenticating to Azure ...
VERBOSE: Building your Azure drive ...
PS /home/alfredo_diaz> New-AZRoleAssignment -ObjectId '58d8a3d7-504b-451c-ba1d-6400f8d1abae' -RoleDefinitionName Owner -Scope /subscriptions/6b2ed523-db94-4fb4-b05e-e52ffbc0718a -ObjectType ForeignGroup
```



Esperamos que se termine de ejecutar la configuración de nuestro SCRIPT

The screenshot displays the Microsoft Azure portal interface. At the top, the navigation bar shows 'Microsoft Azure' and a search bar. The main content area is for the subscription 'magicdustsabe'. The left sidebar contains navigation options like 'Registro de actividad', 'Control de acceso (IAM)', and 'Seguridad'. The main panel shows 'Información esencial' with details such as 'Id. de la suscripción', 'Directorio', and 'Estado'. Below this, there are two charts: 'Principales productos por número de recursos' and 'Cobertura de Azure Defender'. The PowerShell terminal at the bottom shows the output of a command, displaying properties for a 'Foreign Principal'.

Información esencial

Id. de la suscripción	: 6b2ed523-db94-4fb4-b05e-e52ffc0718a	Nombre de la suscripción	: magicdustsabe
Directorio	: MAGICDUST BOX (magicdustbox.onmicrosoft.com)	Mi rol	: Propietario
Estado	: Activo	Plan	: Plan de Azure
Grupo de administración...	: ---	Puntuación de seguridad	: No disponible

Principales productos por número de recursos

storageaccounts	1
-----------------	---

Cobertura de Azure Defender

Azure Defender no está habilitado para esta

```
PowerShell
: Foreign Principal for 'Soporte Cloud Latinoamerica' in Role 'TenantAdmins' (MAGICDUST BOX)
:
RoleDefinitionName : Owner
RoleDefinitionId   : 8e3af657-a8ff-443c-a75c-2fe8c4bcb635
ObjectId           : 58d8a3d7-504b-451c-ba1d-6400f8d1abae
ObjectType         : Group
CanDelegate       : False
Description        :
ConditionVersion   :
Condition          :
```

PS /home/alfredo_diaz>

Hacemos clic nuevamente en la opción Access control (IAM) para validar si el nuevo proveedor se encuentra como propietario de la suscripción

Microsoft Azure | Search resources, services, and docs (G+)

Home > magicdustsabe

magicdustsabe | Access control (IAM) Subscription

Search (Ctrl+/) << + Add ↓ Download role assignments Edit columns Refresh | X Remove | Got feedback?

Check access **Role assignments** Roles Deny assignments Classic administrators

Number of role assignments for this subscription ⓘ

4 2000

Search by name or email Type: All Role: All Scope: All scopes Group by: Role

4 items (2 Users, 2 Foreign Principals)

<input type="checkbox"/>	Name	Type	Role	Scope	Condition
Owner					
<input type="checkbox"/>	Arturo Bejarano admin@magicdustbox.onmicrosoft.com	User	Owner ⓘ	This resource	None
<input type="checkbox"/>	alfredo.diaz alfredo.diaz@magicdustbox.onmicrosoft.com	User	Owner ⓘ	This resource	None
<input type="checkbox"/>	Foreign Principal for 'Soporte Cloud Latinoamerica' in Role 'TenantAdmins' (MAGICDUST BOX)	Foreign principal	Owner ⓘ	This resource	None
<input type="checkbox"/>	Foreign Principal for 'Support Cloud Latinamerica' in Role 'TenantAdmins' (MAGICDUST BOX)	Foreign principal	Owner ⓘ	This resource	None

Programmatic deployment Resource groups Resources Preview features Usage + quotas Policies

En la lista de opciones que se muestra al lado izquierdo, hacemos clic sobre la opción Resource groups o Grupos de recursos. Luego, hacemos clic sobre el grupo de recursos que creamos previamente

The screenshot shows the Microsoft Azure portal interface. At the top, the header includes the Microsoft Azure logo, a search bar, and the user's email address 'alfredo.diaz@magicdust...'. The breadcrumb navigation shows 'Home > Subscriptions > magicdustsabe'. The main content area is titled 'magicdustsabe | Resource groups' and includes a search bar, a filter bar with 'Location == all', and a table of resource groups. The table has columns for Name, Subscription, and Location. One record is visible: 'cloud-shell-storage-Foreign' under the 'magicdustsabe' subscription in the 'East US' location. The left sidebar contains a navigation menu with categories like Overview, Activity log, Access control (IAM), Tags, Diagnose and solve problems, Security, Events, Cost Management, Billing, and Settings. The 'Resource groups' option is highlighted in the sidebar. At the bottom of the table, there is a pagination control showing 'Page 1 of 1'.

Dentro del grupo de recursos que hemos creado, hacemos clic sobre la opción **Delete resource group**

The screenshot shows the Microsoft Azure portal interface. At the top, the navigation bar includes the Microsoft Azure logo, a search bar, and user information for 'alfredo.diaz@magicdust...'. The breadcrumb trail indicates the path: Home > Subscriptions > magicdustsabe > cloud-shell-storage-Foreign (Resource group). The main content area is divided into a left-hand navigation pane and a main workspace. The left pane lists various management tools like Overview, Activity log, Access control (IAM), Tags, Resource visualizer, Events, Settings, Deployments, Security, Policies, Properties, Locks, Cost Management, and Monitoring. The main workspace displays the 'Essentials' section for the resource group, showing its subscription (magicdustsabe), ID (6b2ed523-db94-4fb4-b05e-e52ffbc0718a), and location (East US). Below this, the 'Resources' section shows a table with one record: 'csmagicdustbefn', which is a Storage account located in East US. The 'Delete resource group' button is highlighted in the top navigation bar.

Microsoft Azure

Search resources, services, and docs (G+)

Home > Subscriptions > magicdustsabe > cloud-shell-storage-Foreign

cloud-shell-storage-Foreign
Resource group

Search (Ctrl+/) << + Create Edit columns Delete resource group Refresh Export to CSV Open query Assign tags Move Delete Export template >>

Overview

Activity log

Access control (IAM)

Tags

Resource visualizer

Events

Settings

Deployments

Security

Policies

Properties

Locks

Cost Management

Cost analysis

Cost alerts (preview)

Budgets

Advisor recommendations

Monitoring

Insights (preview)

Alerts

Essentials

Subscription (change) : magicdustsabe Deployments : No deployments

Subscription ID : 6b2ed523-db94-4fb4-b05e-e52ffbc0718a Location : East US

Tags (change) : Click here to add tags

Resources Recommendations

Filter for any field... Type == all Location == all Add filter

Showing 1 to 1 of 1 records. Show hidden types

No grouping List view

Name	Type	Location
csmagicdustbefn	Storage account	East US

< Previous Page 1 of 1 Next >

Luego, digitamos el nombre del grupo de recursos que deseamos eliminar. Posteriormente, hacemos clic en el botón **Delete**

The screenshot shows the Microsoft Azure portal interface. On the left, the navigation pane includes sections for Overview, Settings, Cost Management, and Monitoring. The main content area displays the 'cloud-shell-storage-Foreign' resource group details, including its subscription (magicdustsabe) and a list of resources. A modal dialog is open on the right, titled 'Are you sure you want to delete "cloud-...". The dialog contains a warning message: 'Warning! Deleting the "cloud-shell-storage-Foreign" resource group is irreversible. The action you're about to take can't be undone. Going further will delete this resource group and all the resources in it permanently.' Below the warning, there is a text input field for 'TYPE THE RESOURCE GROUP NAME:' with the value 'cloud-shell-storage-Foreign' entered. Underneath, a section titled 'AFFECTED RESOURCES' states 'There are 1 resources in this resource group that will be deleted.' and displays a table with the following data:

Name	Type	Location
csmagicdustbefn	Storage account	East US

At the bottom of the dialog, there are 'Delete' and 'Cancel' buttons. The background interface shows the resource group's 'Resources' tab with one record: 'csmagicdustbefn' of type 'Storage'.

Finalmente, confirmamos la eliminación del grupo de recursos mediante la notificación que se nos muestra

The screenshot displays the Microsoft Azure portal interface. The main content area shows the details for the resource group 'cloud-shell-storage-Foreign'. Under the 'Resources' tab, a table lists one resource: 'csmagicdustbefn', which is a 'Storage account'. The notification pane on the right shows a confirmation message: 'Deleted resource group cloud-shell-storage-Foreign', indicating the successful deletion of the resource group.

Microsoft Azure Search resources, services, and docs (G+/)

Home > Subscriptions > magicdustsabe >

cloud-shell-storage-Foreign

Resource group

Search (Ctrl+/) << + Create Edit columns Delete resource group Refresh Export to CSV Open query

- Overview
- Activity log
- Access control (IAM)
- Tags
- Resource visualizer
- Events

Settings

- Deployments
- Security
- Policies
- Properties
- Locks

Cost Management

- Cost analysis
- Cost alerts (preview)
- Budgets
- Advisor recommendations

Monitoring

- Insights (preview)
- Alerts

Essentials

Subscription (change) : magicdustsabe Deployments :
Subscription ID : 6b2ed523-db94-4fb4-b05e-e52ffbc0718a Location :
Tags (change) : [Click here to add tags](#)

Resources Recommendations

Filter for any field... Type == all Location == all Add filter

Showing 1 to 1 of 1 records. Show hidden types ⓘ

<input type="checkbox"/> Name ↑↓	Type ↑↓
<input type="checkbox"/> csmagicdustbefn	Storage account

< Previous Page 1 of 1 Next >

Notifications

More events in the activity log → Dismiss all ↓

- Deleted resource group cloud-shell-storage-Foreign**
Deleted resource group cloud-shell-storage-Foreign
a few seconds ago

