



Manual de Usuario

Aprovisionamiento de Azure Savings plan





Manual de Usuario—

Aprovisionamiento de Azure Savings plan

Introducción

Intcomex Cloud Operations





Aprovisionamiento de Azure Savings plan: Introducción

Al aprovisionar Azure Savings Plans, los clientes ahorran dinero en servicios informáticos a nivel mundial al comprometerse a gastar una cantidad fija por hora durante uno o tres años, lo que les permite acceder a precios más bajos hasta alcanzar su compromiso por hora.

Nota importante: las azure savings plan, NO se pueden cancelar



Microsoft
Azure Savings Plan (Monthly Billed)
From **1.00 \$/Month**



Microsoft
Azure Savings Plan (1 Year Prepaid)
From **1.00 \$/Month**



Microsoft
Azure Savings Plan (3 Year Prepaid)
From **1.00 \$/Month**





Manual de Usuario— Aprovisionamiento de Azure Savings plan Procedimiento

Intcomex Cloud Operations





Aprovisionamiento de Azure Savings plan: Procedimiento

Como primer paso hacemos clic sobre la suscripción de Azure Plan provisionada bajo la cuenta del cliente final. Luego, hacemos clic en la opción **NEW SERVICE** o **Nuevo servicio** ubicado en la parte inferior media de la pantalla.

The screenshot displays the Azure portal interface for an Azure Plan subscription. The breadcrumb trail at the top reads: INTCOMEX PERU S.A.C. > ABBIE BOX S.A.C. > CLOUDY TEAM > Azure Plan (345823). The main title is "Azure Plan".

The left sidebar shows the "COMPANY STRUCTURE" with a search bar and a list of items under "CLOUDY TEAM":

- Azure Plan (Demo Room) - Selected
- Azure Plan subscription for Granular mode (Demo Room)
- Microsoft Organization tenant (cloudypresalesteam.onmicrosoft.com)

The main content area is divided into several sections:

- CONFIGURATION** (Active tab):
 - AZURE RESOURCE SECURITY**

Permission level (End Customer)	Contributor
Assignee (End Customer)	admin@cloudypresalesteam.onmicrosoft.com
Permission information (End Customer)	End customer AOBO permissions granted for subscriptions - 384657f0-84cc-4c0c-a842-1018cc460d43
Permission information (Reseller)	No reseller groups for AOBO permissions were selected.
Assignee (Reseller)	
Permission level (Reseller)	Contributor
Grant End Customer Permissions	true
Grant Reseller Permissions	false
 - AZURE PLAN DETAILS**

Transfer Legacy Azure Subscription	false
Azure plan name	Demo Room
Offerid	DZH318Z0BPS6:0001
Azure Portal URL	https://portal.azure.com/cloudypresalesteam.onmicrosoft.com
Subscription start date	08/16/2022 00:00:00
Subscription end date	12/31/2022 23:59:59
- FORECAST AND THRESHOLDS**

Forecast updated timestamp	2024-12-16 15:39:51 (UTC)
Monthly bill forecast (End customer)	Current month: 835.74 USD. Change of -5.78% in comparison to last invoice of 887.02 USD.
Current forecast value (End customer)	835.74
Threshold (End customer)	3800
Email recipients (End customer threshold)	cloudsecurity@intcomex.com
- BILLING MODE**

About billing mode	Separate charges in the invoice will be visible per Azure subscription within Azure Plan.
Billing mode	Granular
- SYNCHRONIZATION DETAILS**

Last sync timestamp	09.11.2023 00:26:32
---------------------	---------------------
- PARTNER CENTER ORDER DETAILS**

Orderid	UBya5QirZKwmqNIRp8u_RpFOM7kellk_B1
Alternateid	d5c4723e4ad9
- BILLING**

Billing start date	2022-08-16 15:02 (UTC)
--------------------	------------------------

At the bottom of the screen is a navigation bar with icons for: NEW, RECREATE PROVISIONING, NEW SERVICE (highlighted), TERMINATE, MOVE, ADD AZURE SUBSCRIPTION, COST MANAGEMENT, GET RAW DATA, MANAGE PERMISSIONS, and MANAGE SECURITY.



Aprovisionamiento de Azure Savings plan: Procedimiento

En la pestaña **Select service** o **seleccionar servicio**, visualizamos 3 opciones (mensual, anual y trianual) para la adquisición de una azure savings plan. En esta ocasión seleccionamos la opción (monthly billed) . Luego, hacemos clic en el botón **next** o **siguiente**.

The screenshot displays the 'Order service' interface in the Azure portal. The 'Select service' tab is selected, showing a list of services. The 'Azure Savings Plan (Monthly Billed)' option is highlighted with a green box. A details panel on the right shows the selected service's metadata, including Vendor (Microsoft), Category (Infrastructure), and Tags (Azure). A 'Next' button is visible at the bottom right of the details panel.

Service Name	Vendor	Category	Tags
Azure Plan subscription for Granular mode			
Azure Reserved Instance for Azure Plan - 1 Year Prepaid			
Azure Reserved Instance for Azure Plan - 3 Year Prepaid			
Azure Reserved Instance for Azure Plan - Monthly Billed			
Azure Savings Plan (1 Year Prepaid)	Microsoft	Infrastructure	Azure
Azure Savings Plan (3 Year Prepaid)			
Azure Savings Plan (Monthly Billed)			



Aprovisionamiento de Azure Savings plan: Procedimiento

En la pestaña **Terms and Conditions**, aceptamos los términos y condiciones del servicio. Luego, hacemos clic en el botón **next** o siguiente.

The screenshot shows the 'Terms and Conditions' step in the Azure portal. The main content area is titled 'Azure Savings Plan (Monthly Billed) (Microsoft)'. Below the title, the text reads 'Azure Savings Plan (Monthly Billed)'. The 'Special Product Terms' are listed as follows:

- 1. Pricing and usage**
 - 1.1. Microsoft Azure is usage based service. Azure rates can be changed without notice by Microsoft
 - 1.2. Resource usage is measured by Microsoft on hourly basis and current usage updated daily in ALSO Cloud Marketplace automatically
 - 1.3. Because of delay in usage reporting on Microsoft backend, usage data displayed during billing period is provided as estimate
 - 1.4. ALSO leaves right to correct invoices with updated usage information if information was provided with delay by Microsoft
- 2. Terms of Product offerings**
 - 2.1. ALSO may terminate the offering of this Product Subscriptions with a 14 (fourteen) days' notice to the end of a month. Existing Product Subscriptions concerned remain effective until the 12 months' subscription term ends (individually for each of such Product Subscriptions) even if the aforementioned notice period has lapsed.
 - 2.2. Product Subscriptions may only be changed according to the Microsoft Cloud Agreement.
 - 2.3. Disaster recovery and business continuity plan copy is not available.
 - 2.4. There is no warranty or indemnification other than if foreseen in the Microsoft Cloud agreement.
- 3. SLA and Microsoft online services terms**
 - 3.1 The "Microsoft Cloud Agreement" terms are available in ALSO Cloud Marketplace in product downloads section. The "Microsoft Cloud Agreement" in effect is part of the Special Product Terms according to the rules set by Microsoft.

At the bottom of the terms section, there is an 'Accept' button with a checkmark icon and the text: 'By clicking the 'Accept' button, you acknowledge that you've read and agree to Terms and Conditions.' To the right of the 'Accept' button is a 'Next' button with a right arrow icon.



Aprovisionamiento de Azure Savings plan: Procedimiento

En la pestaña **Configuración** o **Configuration**, primero seleccionamos el SKU*, en este caso seleccionaremos "Azure savings plan, 1 year...."

The screenshot shows the configuration page for an Azure Savings Plan. At the top, there is a navigation bar with five tabs: "Select service", "Terms and Conditions", "Configuration" (which is the active tab), "Permissions", and "Order review". Below the navigation bar, the page title is "Azure Savings Plan (Monthly Billed) (Microsoft)".

The main configuration area is divided into several sections:

- Billing cycle:** A dropdown menu set to "Monthly".
- Hourly Commitment *:** A field labeled "Hourly Commitment in USD" containing the value "0.02". A red error message above the field reads "Please select a SKU from the below list." and a warning icon is visible on the right side of the input field.
- SKU *:** A section with a yellow background. It includes a "Filter items..." search bar and two tabs: "1 Year" (selected) and "3 Years". Below the tabs, there are two identical messages, each accompanied by a gear icon:
 - Azure Savings Plan, 1 Year, No recommendations available.** All savings plan purchases are final. After you buy a savings plan, you can't cancel it or exchange it for a reservation.
 - Azure Savings Plan, 3 Years, No recommendations available.** All savings plan purchases are final. After you buy a savings plan, you can't cancel it or exchange it for a reservation.

At the bottom right of the configuration area, there are two buttons: "Back" and "Next".



Aprovisionamiento de Azure Savings plan: Procedimiento

Luego, en el campo **Hourly Commitment**, poner el valor por hora que resulte de la matemática que se ingrese en la calculadora sobre el descuento que tendrá usando savings plan, y luego volvemos a seleccionar el SKU*, seguido de la opción **Next** o siguiente

The screenshot shows the 'Order review' step of the Azure Savings Plan configuration process. The main window is titled 'Azure Savings Plan (Monthly Billed) (Microsoft)'. It displays the following configuration details:

- Cost:** 707.65 \$ Monthly fee
- Sales price:** 730.00 \$ Monthly fee
- Billing cycle:** Monthly
- Hourly Commitment*:** 1 (Hourly Commitment in USD)
- SKU*:** Filter items... (1 Year, 3 Years)

Below the configuration fields, there are two messages indicating that no recommendations are available for the selected 1 Year and 3 Year terms:

- Azure Savings Plan, 1 Year, No recommendations available.**
All savings plan purchases are final. After you buy a savings plan, you can't cancel it or exchange it for a reservation.
- Azure Savings Plan, 3 Years, No recommendations available.**
All savings plan purchases are final. After you buy a savings plan, you can't cancel it or exchange it for a reservation.

At the bottom right of the configuration window, there are 'Back' and 'Next' buttons.



Aprovisionamiento de Azure Savings plan: Procedimiento

En la pestaña **Permissions** o **Permisos**, dentro del modulo **Permissions Management (End customer)** marcamos la casilla **Grand End Customer Permissions** para conceder acceso a usuarios del cliente final sobre la suscripción de azure savings plan.

Select service Terms and Conditions Configuration **Permissions** Order review

Azure Savings Plan (Monthly Billed) (Microsoft)

Cost 14.15 \$ Monthly fee ⓘ Sales price 14.60 \$ Monthly fee ⓘ

permissions management (end customer)

Grant End Customer Permissions * Use this checkbox to add endcustomer permissions. If you do not wish to add customer permissions simply uncheck the checkbox.	<input checked="" type="checkbox"/>												
Permission information (End Customer)	Below you can see all the users of the end customer company admin group. Please select the users that should get AOBO rights to the Azure Savings Plan creation.												
Permission level (End Customer) *	Owner												
Assignee (End Customer) *	<table border="1"><thead><tr><th>Available items</th><th>Search</th><th>Selected items</th><th>Search</th></tr></thead><tbody><tr><td>admin@cloudypresalesteam.onmicrosoft.com alexander.leon@cloudypresalesteam.onmicrosoft.com arturo.bejarano@cloudypresalesteam.onmicrosoft.com</td><td></td><td></td><td></td></tr><tr><td>Select all</td><td></td><td>Select all</td><td></td></tr></tbody></table>	Available items	Search	Selected items	Search	admin@cloudypresalesteam.onmicrosoft.com alexander.leon@cloudypresalesteam.onmicrosoft.com arturo.bejarano@cloudypresalesteam.onmicrosoft.com				Select all		Select all	
Available items	Search	Selected items	Search										
admin@cloudypresalesteam.onmicrosoft.com alexander.leon@cloudypresalesteam.onmicrosoft.com arturo.bejarano@cloudypresalesteam.onmicrosoft.com													
Select all		Select all											

Back Next



Aprovisionamiento de Azure Savings plan: Procedimiento

En el campo **Permission level (End Customer)** seleccionamos el rol que tendrán los usuarios sobre la suscripción de azure savings plan

Navigation: Select service | Terms and Conditions | Configuration | **Permissions** | Order review

Azure Savings Plan (Monthly Billed) (Microsoft)

Cost 14.15 \$ Monthly fee ⓘ **Sales price** 14.60 \$ Monthly fee ⓘ

▼ **permissions management (end customer)**

Grant End Customer Permissions * Use this checkbox to add endcustomer permissions. If you do not wish to add customer permissions simply uncheck the checkbox.	<input checked="" type="checkbox"/>
Permission information (End Customer)	Below you can see all the users of the end customer company admin group. Please select the users that should get AOBO rights to the Azure Savings Plan creation.
Permission level (End Customer) *	Owner ▼
Assignee (End Customer) *	Owner Contributor Reader admin@cloudypresalesteam.onmicrosoft.com alexander.leon@cloudypresalesteam.onmicrosoft.com arturo.bejarano@cloudypresalesteam.onmicrosoft.com
	Select all Select all

Buttons: Back | Next



Aprovisionamiento de Azure Savings plan: Procedimiento

En el campo Assignee (End Customer) seleccionamos los usuarios del cliente final a los cuales otorgaremos acceso a la suscripción de azure savings plan.

Select service Terms and Conditions Configuration Permissions Order review

Azure Savings Plan (Monthly Billed) (Microsoft)

Cost 14.15 \$ Monthly fee ⓘ Sales price 14.60 \$ Monthly fee ⓘ

▼ permissions management (end customer)

Grant End Customer Permissions * Use this checkbox to add endcustomer permissions. If you do not wish to add customer permissions simply uncheck the checkbox.	<input checked="" type="checkbox"/>				
Permission information (End Customer)	Below you can see all the users of the end customer company admin group. Please select the users that should get AOBO rights to the Azure Savings Plan creation.				
Permission level (End Customer) *	Owner				
Assignee (End Customer) *	<table border="1"><thead><tr><th>Available items</th><th>Selected items</th></tr></thead><tbody><tr><td><input type="text" value="Search"/> alexander.leon@cloudypresalesteam.onmicrosoft.com arturo.bejarano@cloudypresalesteam.onmicrosoft.com Select all</td><td><input type="text" value="Search"/> admin@cloudypresalesteam.onmicrosoft.com Select all</td></tr></tbody></table>	Available items	Selected items	<input type="text" value="Search"/> alexander.leon@cloudypresalesteam.onmicrosoft.com arturo.bejarano@cloudypresalesteam.onmicrosoft.com Select all	<input type="text" value="Search"/> admin@cloudypresalesteam.onmicrosoft.com Select all
Available items	Selected items				
<input type="text" value="Search"/> alexander.leon@cloudypresalesteam.onmicrosoft.com arturo.bejarano@cloudypresalesteam.onmicrosoft.com Select all	<input type="text" value="Search"/> admin@cloudypresalesteam.onmicrosoft.com Select all				

← Back Next →



Aprovisionamiento de Azure Savings plan: Procedimiento

Dentro del modulo **Permissions Management (Reseller)** marcamos la casilla **Grand Reseller Permissions** para conceder acceso a usuarios del revendedor sobre la suscripción de azure savings plan.

Esta opción no es obligatoria, por lo que eventualmente podríamos continuar con el proceso de aprovisionamiento desmarcando la casilla respectiva.

Select service Terms and Conditions Configuration Permissions Order review

Azure Savings Plan (Monthly Billed) (Microsoft)

Cost 14.15 \$ Monthly fee ⓘ Sales price 14.60 \$ Monthly fee ⓘ

permission management (reseller)

Grant Reseller Permissions * <small>Use this checkbox to add reseller permissions. If you do not wish to add reseller permissions simply uncheck the checkbox.</small>	<input checked="" type="checkbox"/>				
Permission information (Reseller)	<small>If no reseller groups are being displayed it means that there is not link between the reseller and CSP. Please link your reseller account with the CSP using the indirect reseller experience product. Additionally please make sure you have invited the end customer to be associated with you as the reseller.</small>				
Permission level (Reseller) *	Owner				
Assignee (Reseller) *	<table border="1"><thead><tr><th>Available items</th><th>Selected items</th></tr></thead><tbody><tr><td>Unable to get reseller groups.</td><td></td></tr></tbody></table>	Available items	Selected items	Unable to get reseller groups.	
Available items	Selected items				
Unable to get reseller groups.					

Back Next



Aprovisionamiento de Azure Savings plan: Procedimiento

En el campo "Permission level (Reseller)" seleccionamos el rol que tendrán los usuarios sobre la suscripción azure savings plan.

Select service | Terms and Conditions | Configuration | Permissions | Order review

Azure Savings Plan (Monthly Billed) (Microsoft)

Cost: 14.15 \$ Monthly fee ⓘ | Sales price: 14.60 \$ Monthly fee ⓘ

▼ permission management (reseller)

Grant Reseller Permissions * Use this checkbox to add reseller permissions. If you do not wish to add reseller permissions simply uncheck the checkbox.	<input checked="" type="checkbox"/>
Permission information (Reseller)	If no reseller groups are being displayed it means that there is not link between the reseller and CSP. Please link your reseller account with the CSP using the indirect reseller experience product. Additionally please make sure you have invited the end customer to be associated with you as the reseller.
Permission level (Reseller) *	Owner
Assignee (Reseller) *	Owner Contributor Reader Unable to get reseller groups.

Back | Next



Aprovisionamiento de Azure Savings plan: Procedimiento

En el campo "Assignee (Reseller)" seleccionamos los usuarios del reseller a los cuales otorgaremos acceso a la suscripción.

Los usuarios serán visibles siempre y cuando se haya provisionado el servicio de Indirect Reseller Experience. Luego, hacemos clic en el botón de Next o siguiente.

Select service Terms and Conditions Configuration Permissions Order review

Azure Savings Plan (Monthly Billed) (Microsoft)

Cost 14.15 \$ Monthly fee ⓘ Sales price 14.60 \$ Monthly fee ⓘ

▼ permission management (reseller)

Grant Reseller Permissions * Use this checkbox to add reseller permissions. If you do not wish to add reseller permissions simply uncheck the checkbox.	<input checked="" type="checkbox"/>				
Permission information (Reseller)	If no reseller groups are being displayed it means that there is not link between the reseller and CSP. Please link your reseller account with the CSP using the indirect reseller experience product. Additionally please make sure you have invited the end customer to be associated with you as the reseller.				
Permission level (Reseller) *	Owner				
Assignee (Reseller) *	<table border="1"><thead><tr><th>Available items</th><th>Selected items</th></tr></thead><tbody><tr><td>Search Unable to get reseller groups.</td><td>Search</td></tr></tbody></table>	Available items	Selected items	Search Unable to get reseller groups.	Search
Available items	Selected items				
Search Unable to get reseller groups.	Search				

Back Next




Aprovisionamiento de Azure Savings plan: Procedimiento

A continuación, en la pestaña **order review**, validamos la información de la suscripción a provisionarse.





Para finalizar hacemos clic sobre el botón **Finish** o **Finalizar**.

Select service Terms and Conditions Configuration Permissions **Order review** ☐ ✕

 Azure Savings Plan (Monthly Billed) (Microsoft)

Billing information < expand table

Attributes			Fee type	Sales price
SKU	Azure Savings Plan, 1 Year, Fluctuating	1 (Quantity)	Monthly fee	14.60 \$
Total (Monthly)				14.60 \$

 Schedule provisioning (UTC)  Enter date  

⬅ Back Finish ➡

