



🔗 User Guide

Provisioning an Azure Savings plan





User Guide—

Provisioning an Azure Savings plan

Introduction

Intcomex Cloud Operations








Provisioning an Azure Savings plan: Introduction

Provisioning an Azure Savings Plan, customers save money across compute services globally by committing to spend a fixed hourly amount for one or three years, unlocking lower prices until they reach their hourly commitment.

Important: Azure Savings Plan, cant not be cancelled.

	Microsoft Azure Savings Plan (Monthly Billed) From 1.00 \$/Month		Microsoft Azure Savings Plan (1 Year Prepaid) From 1.00 \$/Month		Microsoft Azure Savings Plan (3 Year Prepaid) From 1.00 \$/Month
--	--	--	--	--	--





User Guide —

Provisioning an Azure Savings plan Procedure

Intcomex Cloud Operations





Provisioning an Azure Savings plan: Procedure

As a first step, click on the Azure Plan subscription provisioned under the end customer account. Then, click on the **NEW SERVICE** option located in the lower middle part of the screen.

COMPANY STRUCTURE

All companies

Search

☰ CLOUDY TEAM

- Azure Plan (Demo Room)
- Azure Plan subscription for Granular mode (Demo Room)
- Microsoft Organization tenant (cloudypresalesteam.onmicrosoft.com)

INTCOMEX PERU S.A.C. > ABBIE BOX S.A.C. > CLOUDY TEAM > Azure Plan (345823)

Azure Plan

CONFIGURATION | PERMISSIONS | AZURE INSIGHTS FOR ENDCUSTOMER | SAVINGS ANALYTICS | SERVICE INFO | AVAILABLE SERVICES | PROVISIONING | AUDIT LOG | SPECIAL DEAL

AZURE RESOURCE SECURITY

Permission level (End Customer)	Contributor
Assignee (End Customer)	admin@cloudypresalesteam.onmicrosoft.com
Permission information (End Customer)	End customer AOBO permissions granted for subscriptions - 384657f0-84cc-4c0c-a842-1018cc460d43
Permission information (Reseller)	No reseller groups for AOBO permissions were selected.
Assignee (Reseller)	
Permission level (Reseller)	Contributor
Grant End Customer Permissions	true
Grant Reseller Permissions	false

AZURE PLAN DETAILS

Transfer Legacy Azure Subscription	false
Azure plan name	Demo Room
Offerid	DZH318Z0BPS6:0001
Azure Portal URL	https://portal.azure.com/cloudypresalesteam.onmicrosoft.com
Subscription start date	08/16/2022 00:00:00
Subscription end date	12/31/2022 23:59:59

FORECAST AND THRESHOLDS

Forecast updated timestamp	2024-12-16 15:39:51 (UTC)
Monthly bill forecast (End customer)	Current month: 835.74 USD. Change of -5.78% in comparison to last invoice of 887.02 USD.
Current forecast value (End customer)	835.74
Threshold (End customer)	3800
Email recipients (End customer threshold)	cloudsecurity@intcomex.com

BILLING MODE

About billing mode	Separate charges in the invoice will be visible per Azure subscription within Azure Plan.
Billing mode	Granular

SYNCHRONIZATION DETAILS

Last sync timestamp	09.11.2023 00:26:32
---------------------	---------------------

PARTNER CENTER ORDER DETAILS

Orderid	UBya5QirZKwmqNIRp8u_RpFOM7kellk_B1
Alternateid	d5c4723e4ad9

BILLING

Billing start date	2022-08-16 15:02 (UTC)
--------------------	------------------------

Bottom Navigation Bar:

- + NEW
- RECREATE PROVISIONING
- NEW SERVICE**
- TERMINATE
- MOVE
- ADD AZURE SUBSCRIPTION
- COST MANAGEMENT
- GET RAW DATA
- MANAGE PERMISSIONS
- MANAGE SECURITY



Provisioning an Azure Savings plan: Procedure

In the **Select service** tab, we see 3 options (monthly, annual and triennial) for purchasing an Azure Savings Plan. In this case, we select the **(monthly billed)** option. Then, click on the **Next** button.

The screenshot displays the 'Order service' configuration page in the Azure portal. The 'Terms and Conditions' tab is selected. The 'Order service' section shows a list of services. The 'Azure Savings Plan (Monthly Billed)' option is highlighted with a green box. The right-hand side shows the configuration details for the selected service, including the vendor (Microsoft), category (Infrastructure), and tags (Azure). A 'Next' button is visible at the bottom right.

Service Name	Vendor	Category	Tags
Azure Plan subscription for Granular mode	Microsoft	Infrastructure	Azure
Azure Reserved Instance for Azure Plan - 1 Year Prepaid	Microsoft	Infrastructure	Azure
Azure Reserved Instance for Azure Plan - 3 Year Prepaid	Microsoft	Infrastructure	Azure
Azure Reserved Instance for Azure Plan - Monthly Billed	Microsoft	Infrastructure	Azure
Azure Savings Plan (1 Year Prepaid)	Microsoft	Infrastructure	Azure
Azure Savings Plan (3 Year Prepaid)	Microsoft	Infrastructure	Azure
Azure Savings Plan (Monthly Billed)	Microsoft	Infrastructure	Azure





Provisioning an Azure Savings plan: Procedure

In the Terms and Conditions tab, accept the terms and conditions of the service. Then, click on the Next button.

The screenshot shows the Azure portal interface for provisioning an Azure Savings Plan. The top navigation bar includes 'Select service', 'Terms and Conditions', 'Configuration', 'Permissions', and 'Order review'. The main content area displays the 'Azure Savings Plan (Monthly Billed) (Microsoft)' terms and conditions. The terms are organized into three sections:

- 1. Pricing and usage**
 - 1.1. Microsoft Azure is usage based service. Azure rates can be changed without notice by Microsoft
 - 1.2. Resource usage is measured by Microsoft on hourly basis and current usage updated daily in ALSO Cloud Marketplace automatically
 - 1.3. Because of delay in usage reporting on Microsoft backend, usage data displayed during billing period is provided as estimate
 - 1.4. ALSO leaves right to correct invoices with updated usage information if information was provided with delay by Microsoft
- 2. Terms of Product offerings**
 - 2.1. ALSO may terminate the offering of this Product Subscriptions with a 14 (fourteen) days' notice to the end of a month. Existing Product Subscriptions concerned remain effective until the 12 months' subscription term ends (individually for each of such Product Subscriptions) even if the aforementioned notice period has lapsed.
 - 2.2. Product Subscriptions may only be changed according to the Microsoft Cloud Agreement.
 - 2.3. Disaster recovery and business continuity plan copy is not available.
 - 2.4. There is no warranty or indemnification other than if foreseen in the Microsoft Cloud agreement.
- 3. SLA and Microsoft online services terms**
 - 3.1 The "Microsoft Cloud Agreement" terms are available in ALSO Cloud Marketplace in product downloads section. The "Microsoft Cloud Agreement" in effect is part of the Special Product Terms according to the rules set by Microsoft.

At the bottom left of the terms area, there is a blue 'Accept' button with a checkmark icon. Below the button, it states: 'By clicking the 'Accept' button, you acknowledge that you've read and agree to Terms and Conditions.' At the bottom right of the modal, there are 'Back' and 'Next' buttons.





Provisioning an Azure Savings plan: Procedure

In the Configuration tab, first select the SKU*, in this case select "Azure savings plan, 1 year....."

Navigation tabs: Select service | Terms and Conditions | Configuration | Permissions | Order review

Azure Savings Plan (Monthly Billed) (Microsoft)

(Min: 1, Max: 1)

Billing cycle	Monthly
Hourly Commitment * Hourly Commitment in USD	<div style="background-color: red; color: white; padding: 2px;">Please select a SKU from the below list.</div> <input type="text" value="0.02"/>
SKU *	<div>Filter items...</div> <div>1 Year 3 Years</div> <div><p> Azure Savings Plan, 1 Year, No recommendations available. All savings plan purchases are final. After you buy a savings plan, you can't cancel it or exchange it for a reservation.</p><p> Azure Savings Plan, 3 Years, No recommendations available. All savings plan purchases are final. After you buy a savings plan, you can't cancel it or exchange it for a reservation.</p></div>

Buttons: Back Next



Provisioning an Azure Savings plan: Procedure

In the **Hourly Commitment** field, enter the hourly value that results from the mathematics entered into the calculator on the discount that will be obtained using the savings plan, then select again the **SKU*** field, follow by the **Next** button.

The screenshot shows the 'Azure Savings Plan (Monthly Billed) (Microsoft)' configuration window. The interface includes a navigation bar with tabs for 'Select service', 'Terms and Conditions', 'Configuration', 'Permissions', and 'Order review'. The 'Configuration' tab is active, showing the following details:

- Cost:** 707.65 \$ Monthly fee
- Sales price:** 730.00 \$ Monthly fee
- Billing cycle:** Monthly
- Hourly Commitment*:** 1 (Hourly Commitment in USD)
- SKU*:** Filter items... (1 Year, 3 Years)

Below the configuration fields, there are two messages indicating that no recommendations are available for the selected 1 Year and 3 Year terms:

- Azure Savings Plan, 1 Year, No recommendations available.**
All savings plan purchases are final. After you buy a savings plan, you can't cancel it or exchange it for a reservation.
- Azure Savings Plan, 3 Years, No recommendations available.**
All savings plan purchases are final. After you buy a savings plan, you can't cancel it or exchange it for a reservation.

At the bottom right of the configuration window, there are 'Back' and 'Next' buttons.



Provisioning an Azure Savings plan: Procedure

In the Permission level field (End Customer) select the role that the users will have on the Azure Savings Plan subscription

Select service | Terms and Conditions | Configuration | **Permissions** | Order review

Azure Savings Plan (Monthly Billed) (Microsoft)

Cost 14.15 \$ Monthly fee ⓘ **Sales price** 14.60 \$ Monthly fee ⓘ

▼ permissions management (end customer)

Grant End Customer Permissions * Use this checkbox to add endcustomer permissions. If you do not wish to add customer permissions simply uncheck the checkbox.	<input checked="" type="checkbox"/>
Permission information (End Customer)	Below you can see all the users of the end customer company admin group. Please select the users that should get AOBO rights to the Azure Savings Plan creation.
Permission level (End Customer) *	Owner ▼
Assignee (End Customer) *	Owner Contributor Reader admin@cloudypresalesteam.onmicrosoft.com alexander.leon@cloudypresalesteam.onmicrosoft.com arturo.bejarano@cloudypresalesteam.onmicrosoft.com
	Select all Select all

Back Next



Provisioning an Azure Savings plan: Procedure

In the **Assignee (End Customer)** field, we select the end customer users to whom we will grant access to the Azure Savings Plan subscription.

Select service Terms and Conditions Configuration Permissions Order review

Azure Savings Plan (Monthly Billed) (Microsoft)

Cost 14.15 \$ Monthly fee ⓘ **Sales price** 14.60 \$ Monthly fee ⓘ

▼ **permissions management (end customer)**

Grant End Customer Permissions * Use this checkbox to add endcustomer permissions. If you do not wish to add customer permissions simply uncheck the checkbox.	<input checked="" type="checkbox"/>				
Permission information (End Customer)	Below you can see all the users of the end customer company admin group. Please select the users that should get AOBO rights to the Azure Savings Plan creation.				
Permission level (End Customer) *	Owner				
Assignee (End Customer) *	<table border="1"><thead><tr><th>Available items</th><th>Selected items</th></tr></thead><tbody><tr><td><input type="text" value="Search"/> alexander.leon@cloudypresalesteam.onmicrosoft.com arturo.bejarano@cloudypresalesteam.onmicrosoft.com Select all</td><td><input type="text" value="Search"/> admin@cloudypresalesteam.onmicrosoft.com Select all</td></tr></tbody></table>	Available items	Selected items	<input type="text" value="Search"/> alexander.leon@cloudypresalesteam.onmicrosoft.com arturo.bejarano@cloudypresalesteam.onmicrosoft.com Select all	<input type="text" value="Search"/> admin@cloudypresalesteam.onmicrosoft.com Select all
Available items	Selected items				
<input type="text" value="Search"/> alexander.leon@cloudypresalesteam.onmicrosoft.com arturo.bejarano@cloudypresalesteam.onmicrosoft.com Select all	<input type="text" value="Search"/> admin@cloudypresalesteam.onmicrosoft.com Select all				

◀ Back Next ▶



Provisioning an Azure Savings plan: Procedure

Within the **Permissions Management (Reseller)** module, check the **Grand Reseller Permissions** box to grant access to reseller users on the Azure Savings Plan subscription.

This option is not mandatory, so we could eventually continue with the provisioning process by unchecking the respective box.

Select service Terms and Conditions Configuration Permissions Order review

Azure Savings Plan (Monthly Billed) (Microsoft)

Cost 14.15 \$ Monthly fee ⓘ Sales price 14.60 \$ Monthly fee ⓘ

permission management (reseller)

Grant Reseller Permissions * <small>Use this checkbox to add reseller permissions. If you do not wish to add reseller permissions simply uncheck the checkbox.</small>	<input checked="" type="checkbox"/>				
Permission information (Reseller)	If no reseller groups are being displayed it means that there is not link between the reseller and CSP. Please link your reseller account with the CSP using the indirect reseller experience product. Additionally please make sure you have invited the end customer to be associated with you as the reseller.				
Permission level (Reseller) *	Owner				
Assignee (Reseller) *	<table border="1"><thead><tr><th>Available items</th><th>Selected items</th></tr></thead><tbody><tr><td>Unable to get reseller groups.</td><td></td></tr></tbody></table>	Available items	Selected items	Unable to get reseller groups.	
Available items	Selected items				
Unable to get reseller groups.					

Back Next



Provisioning an Azure Savings plan: Procedure

In the **Permission level (Reseller)** field, select the role that users will have on the Azure Savings Plan subscription.

Select service | Terms and Conditions | Configuration | **Permissions** | Order review

Azure Savings Plan (Monthly Billed) (Microsoft)

Cost 14.15 \$ Monthly fee ⓘ | **Sales price** 14.60 \$ Monthly fee ⓘ

▼ **permission management (reseller)**

Grant Reseller Permissions * Use this checkbox to add reseller permissions. If you do not wish to add reseller permissions simply uncheck the checkbox.	<input checked="" type="checkbox"/>
Permission information (Reseller)	If no reseller groups are being displayed it means that there is not link between the reseller and CSP. Please link your reseller account with the CSP using the indirect reseller experience product. Additionally please make sure you have invited the end customer to be associated with you as the reseller.
Permission level (Reseller) *	Owner ▼
Assignee (Reseller) *	Owner Contributor Reader Unable to get reseller groups.

Back Next



Provisioning an Azure Savings plan: Procedure

In the **Assignee (Reseller)** field, select the reseller users to whom we will grant access to the subscription.

Users will be visible as long as the **Indirect Reseller Experience** service has been provisioned. Then, click on the **Next** button.

Select service Terms and Conditions Configuration Permissions Order review

Azure Savings Plan (Monthly Billed) (Microsoft)

Cost: 14.15 \$ Monthly fee ⓘ Sales price: 14.60 \$ Monthly fee ⓘ

▼ permission management (reseller)

Grant Reseller Permissions * Use this checkbox to add reseller permissions. If you do not wish to add reseller permissions simply uncheck the checkbox.	<input checked="" type="checkbox"/>				
Permission information (Reseller)	If no reseller groups are being displayed it means that there is not link between the reseller and CSP. Please link your reseller account with the CSP using the indirect reseller experience product. Additionally please make sure you have invited the end customer to be associated with you as the reseller.				
Permission level (Reseller) *	Owner				
Assignee (Reseller) *	<table><tr><td>Available items Search</td><td>Selected items Search</td></tr><tr><td>Unable to get reseller groups.</td><td></td></tr></table>	Available items Search	Selected items Search	Unable to get reseller groups.	
Available items Search	Selected items Search				
Unable to get reseller groups.					

Back Next




Provisioning an Azure Savings plan: Procedure

Next, in the **order review** tab, validate the information of the subscription to be provisioned.

To finish, click on the **Finish** button.

Select service Terms and Conditions Configuration Permissions **Order review** ☐ ×

 Azure Savings Plan (Monthly Billed) (Microsoft)

Billing information < expand table

Attributes			Fee type	Sales price
SKU	Azure Savings Plan, 1 Year, Fluctuating	1 (Quantity)	Monthly fee	14.60 \$
Total (Monthly)				14.60 \$

🕒 Schedule provisioning (UTC) ⓘ 📅 ⌵

⬅️ Back Finish ➡️

