


FORTINET[®]

 Microsoft Azure



GUÍA DE APROVISIONAMIENTO FORTINET


 **INTCOMEX**
CLOUD



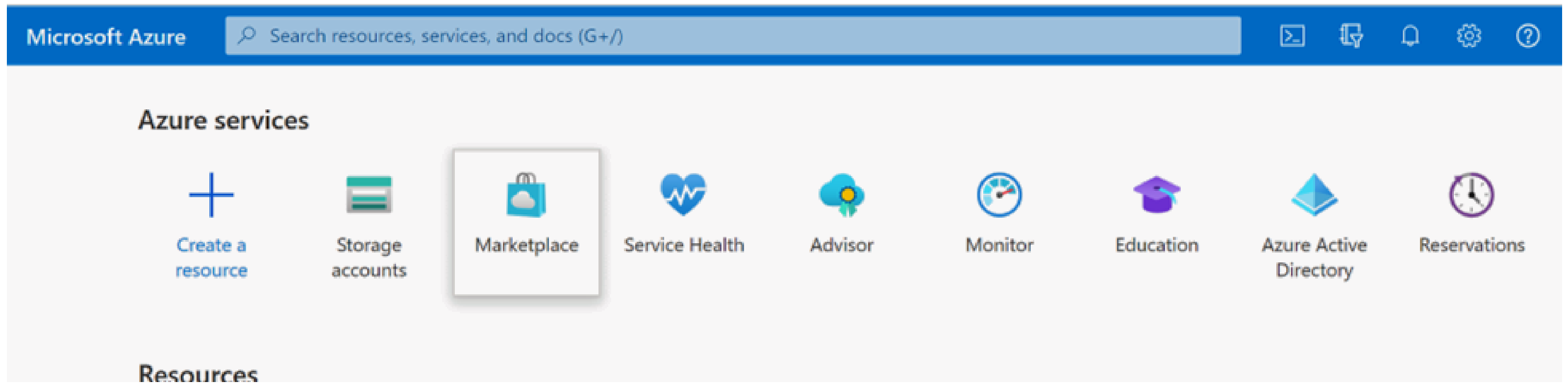
Nombre de la oferta	Tipo de oferta
Fortinet FortiGate Next-Generation Firewall (VM only)	Azure Virtual Machine
Fortinet FortiWeb Cloud WAF as a Service	Software as a Service
Fortinet FortiWeb Application Firewall (WAF)	Azure Virtual Machine




Fortinet FortiGate Next- Generation Firewall (VM only)



1. Ingresas al portal.azure.com
2. Ingresas las credenciales
3. Te diriges a la barra de búsqueda.





4. Seleccionas la oferta Fortinet FortiGate Next-Generation Firewall (VM) que está en la sección Marketplace.

The screenshot shows the Microsoft Azure portal search interface. The search bar at the top contains the text "Fortinet FortiGate Next-Generation Firewall". Below the search bar, there are filters for "All", "Services (4)", "Resources (0)", "Resource Groups (0)", "Marketplace (2)", and "Documentation (13)". The search results are categorized into "Services", "Resources", "Resource Groups", and "Marketplace".

Services:


- Firewalls
- Firewall Manager
- Firewall Policies
- Web Application Firewall policies (WAF)

Marketplace:

- Fortinet FortiGate Next-Generation Firewall (VM) (highlighted)
- Fortinet FortiGate Next-Generation Firewall

Documentation:

- FortiGate deployment guide - Microsoft Entra | Microsoft Learn
- Offer a network solution in Azure Stack Hub with Fortinet FortiGate
- About Network Virtual Appliances - Virtual WAN hub - Azure Virt...
- Tutorial: Integrate Fortinet with Microsoft Defender for IoT
- Azure Virtual WAN partners, regions, and available locations
- Tutorial: Azure AD SSO integration with FortiGate SSL VPN
- access to the web interface of my fortigate is impossible from the ...
- Find your Microsoft Sentinel data connector | Microsoft Learn



5. En la sección precios y planes, encuentras los precios/hora de acuerdo con el hardware de la VM.



Microsoft Azure Search resources, services, and docs (G+)

Home > Fortinet FortiGate Next-Generation Firewall (VM) Fortinet

Fortinet FortiGate Next-Generation Firewall (VM) Add to Favorites
Fortinet | Virtual Machine
★ 4.8 (130 ratings)
Free trial

Plan
Fortinet FortiGate-VM (PAYG) 2022 Create Start with a pre-set configuration Purchase a reservation


Want to deploy programmatically? Get started

Overview **Plans + Pricing** Usage Information + Support Ratings + Reviews

The cost of running this product is a combination of the selected software plan plus the Azure infrastructure costs of the virtual machines on which you will be running this software. Your Azure infrastructure price might vary if you have enterprise agreements or other discounts, by deployment region.

Software plan	Price	Reservation	Description
Fortinet FortiGate-VM (PAYG) 2022	Free trial First month free, then starting at \$0.36/hour (+ Azure Infrastructure costs)	3-year reservation (5% savings) Purchase	FortiGate Next-Generation Firewall delivers complete content and network protection by combining stateful inspection with a comprehensive security features such as threat protection, application control, anti-malware, IPS, Web filtering and VPN along with advanced identify and mitigate complex security threats. The security-hardened FortiOS operating system is purpose-built for inspection and malware.

vCPU	FortiGate Subscription Cost*	Approximate Monthly Cost*
1 vCPU	\$0.36/hr	\$262.80/Month
2 vCPU	\$0.88/hr	\$639.48/Month
4 vCPU	\$1.02/hr	\$744.60/Month
8 vCPU	\$2.35/hr	\$1,716.96/Month
16 vCPU	\$3.29/hr	\$2,400.24/Month
32 vCPU	\$4.10/hr	\$2,995.92/Month



5.1. Seleccionas CREATE y configuras la máquina virtual apropiada de acuerdo con tu presupuesto y necesidades tecnológicas.

Microsoft Azure Search resources, services, and docs (G+/)

Home > Fortinet FortiGate Next-Generation Firewall (VM) >

Create a virtual machine

Basics Disks **Networking** Management Monitoring Advanced Tags Review + create

Create a virtual machine that runs Linux or Windows. Select an image from Azure marketplace or use your own customized image. Complete the Basics tab then Review + create to provision a virtual machine with default parameters or review each tab for full customization. [Learn more](#)

Project details
Select the subscription to manage deployed resources and costs. Use resource groups like folders to organize and manage all your resources.

Subscription *

Resource group *
[Create new](#)

Instance details

Virtual machine name *

Region *

Availability options

Security type

Image *
[See all images](#) | [Configure VM generation](#)

VM architecture Arm64
 x64
i Arm64 is not supported with the selected image.

Run with Azure Spot discount


Size *
[See all sizes](#)

Administrator account

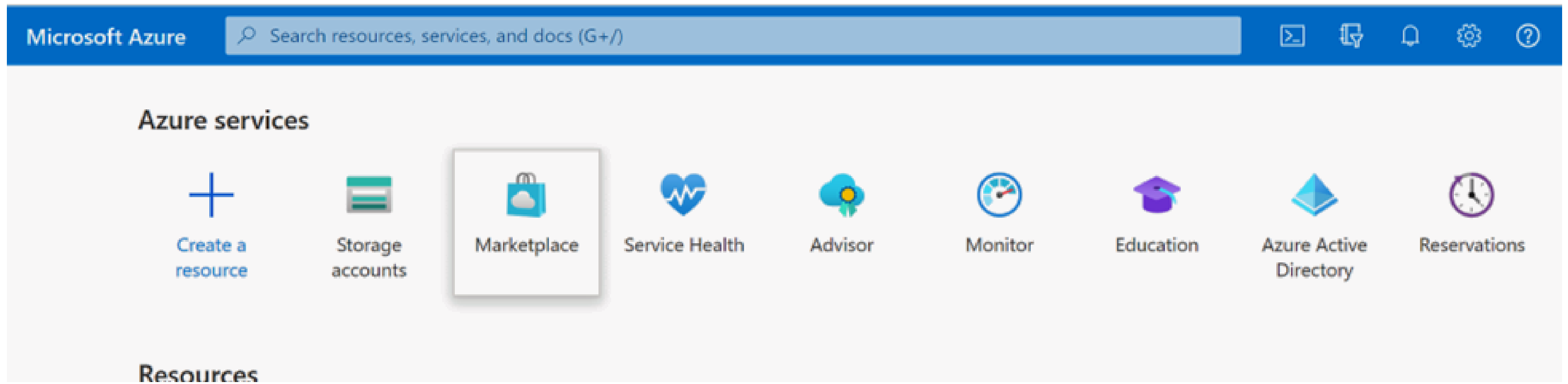
[Review + create](#) [< Previous](#) [Next: Disks >](#)


Fortinet FortiWeb Cloud WAF as a Service





1. Ingresas al portal.azure.com
2. Ingresas las credenciales
3. Te diriges a la barra de búsqueda.





4. Seleccionas la oferta Fortinet FortiWeb Cloud WAF as a Service que está en la sección Marketplace.

The screenshot shows the Microsoft Azure search interface. The search bar at the top contains the text "Fortinet FortiWeb Cloud WAF as a". Below the search bar, there are several filter tabs: "All", "Services (99+)", "Marketplace (1)", "Documentation (20)", "Resources (0)", and "Resource Groups (0)". The "Marketplace (1)" tab is selected, and the search results are displayed in a grid format. The results are categorized into "Services", "Marketplace", and "Documentation".

Services (See all)

- Advisor
- Storage accounts
- SQL databases
- Virtual machines
- Azure Database for MySQL servers
- Activity log
- Service Health
- Virtual networks

Marketplace


- Fortinet FortiWeb Cloud WAF as a Service

Documentation (See all)

- Tutorial: Azure AD SSO integration with FortiWeb Web Applicatio...
- Tutorial: Integrate Fortinet with Microsoft Defender for IoT
- Microsoft Sentinel SOAR content catalog | Microsoft Learn
- Put App Service behind Fortiweb WAF - Microsoft Q&A
- FortiGate deployment guide - Microsoft Entra | Microsoft Learn
- Tutorial: Scale and protect a web app by using Azure Front Door a...
- Put App Service behind Fortiweb WAF - Microsoft Q&A
- Configure IP restriction WAF rule for Azure Front Door

Continue searching in Azure Active Directory

Searching all subscriptions. [Give feedback](#)



5. Configuras tu servicio.



Microsoft Azure Search resources, services, and docs (G+/)

Home >

Subscribe To Fortinet FortiWeb Cloud WAF as a Service

Subscribe to plan

*Basics Tags Review + subscribe

Fill out the plan details. After you've finished subscribing, configure your SaaS account on the publisher's website to complete the process.

Project details

Select the subscription to manage deployed resources and costs. Use resource groups like folders to organize and manage all your resources.

Subscription * ⓘ Microsoft Azure CSP

Resource group * ⓘ (New)
[Create new](#)

SaaS details

Name * ⓘ

Plan

Total data transferred through FortiWeb Cloud (GB) - 1-month subscription


Only pay for what you use. FortiWeb Cloud meters by total data transferred and Hourly charge per protected web application

[Change plan](#)

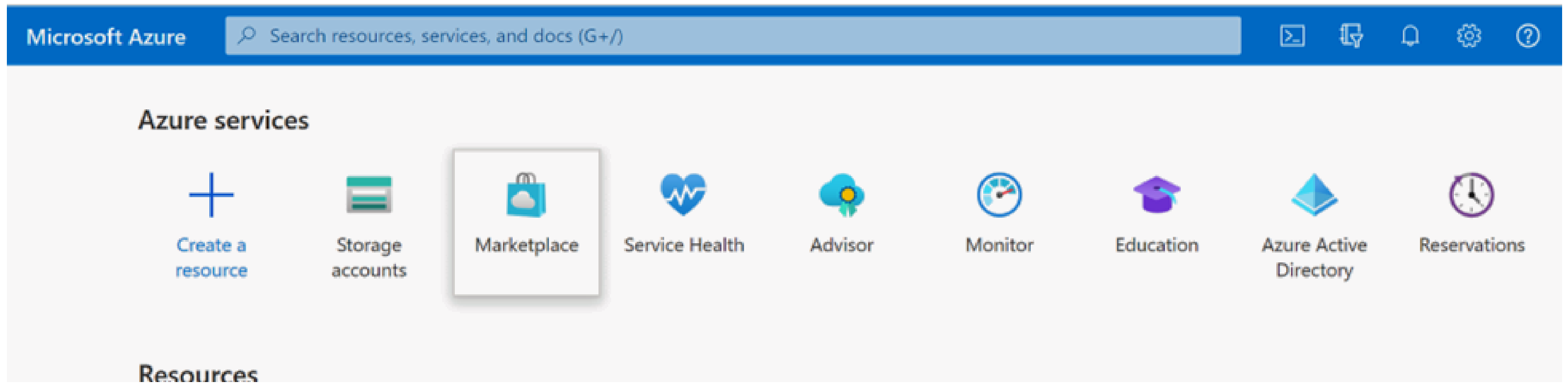
Billing term ⓘ 1-month subscription


[Review + subscribe](#) < Previous Next: Tags >

Fortinet FortiWeb Application Firewall (WAF)



1. Ingresas al portal.azure.com
2. Ingresas las credenciales
3. Te diriges a la barra de búsqueda.





4. Seleccionas la oferta Fortinet FortiWeb Web Application Firewall WAF VM que está en la sección Marketplace.


The screenshot shows the Microsoft Azure search interface. The search bar at the top contains the text "Fortinet FortiWeb". Below the search bar, there are several filter tabs: "All", "Marketplace (4)", "Documentation (10)", "Services (0)", "Resources (0)", and "Resource Groups (0)". The "Marketplace" tab is selected, and the search results are displayed in a grid format. The results include:

- Fortinet FortiWeb Cloud
- Fortinet FortiWeb Web Application Firewall WAF VM
- Fortinet FortiWeb Web Application Firewall (WAF)
- Fortinet FortiWeb Cloud WAF as a Service

Below the Marketplace section, there is a "Documentation" section with a "See all" link. The documentation results include:

- Tutorial: Azure AD SSO integration with FortiWeb Web Applicatio...
- FortiGate deployment guide - Microsoft Entra | Microsoft Learn
- Tutorial: Integrate Fortinet with Microsoft Defender for IoT
- Tutorial: Azure AD SSO integration with FortiGate SSL VPN
- Put App Service behind Fortiweb WAF - Microsoft Q&A
- About Network Virtual Appliances - Virtual WAN hub - Azure Virt...
- About Always On VPN | Microsoft Learn
- Configure IP restriction WAF rule for Azure Front Door

At the bottom of the search results, there is a "Continue searching in Azure Active Directory" option and a "Give feedback" link.



5. En la seccion precios y planes, encuentras los precios/hora de acuerdo con el hardware de la VM.



Microsoft Azure

Search resources, services, and docs (G+)

Home >

Fortinet FortiWeb Web Application Firewall WAF VM

Fortinet

Fortinet FortiWeb Web Application Firewall WAF VM [Add to Favorites](#)

Fortinet | Virtual Machine

Free trial Preferred solution

Plan

Fortinet FortiWeb-VM Azure On-Dem... **Create** Start with a pre-set configuration Purchase a reservation


Want to deploy programmatically? [Get started](#)

Overview **Plans + Pricing** Usage Information + Support Ratings + Reviews

The cost of running this product is a combination of the selected software plan plus the Azure infrastructure costs of the virtual machines on which you will be running this software. Your Azure infrastructure price might vary if you have enterprise agreement. Costs might vary by deployment region.

Software plan	Price	Reservation	Description															
Fortinet FortiWeb-VM Azure On-Demand (PAYG)	Free trial First month free, then starting at \$0.698/hour (+ Azure Infrastructure costs)	3-year reservation (0% savings) Purchase	FortiWeb Web Application Firewall – Single VM is an hourly pay-as-you-go (PAYG) web application firewall th application firewall license, a FortiCare subscription (includes Attack Signatures, IP Reputation and AV) and s access for critical issues for the subscription period. The pricing for Azure instance support is as follows: <table border="1"><thead><tr><th>CPU</th><th>Azure Instance</th><th>Pricing/Hr</th></tr></thead><tbody><tr><td>1 vCPU</td><td>D1_v2 / F1 / F1s;</td><td>\$0.93/hr</td></tr><tr><td>2 vCPU;</td><td>D2_v2/v3 / F2 / F2s / F2_v2;</td><td>\$1.04/hr</td></tr><tr><td>4 vCPU;</td><td>D3_v2/v3 / F4 / F4s / F4_v2</td><td>\$2.51</td></tr><tr><td>8 vCPU;</td><td>D4_v2/v3 / F8 / F8s / F8_v2;</td><td>\$4.43/hr</td></tr></tbody></table>	CPU	Azure Instance	Pricing/Hr	1 vCPU	D1_v2 / F1 / F1s;	\$0.93/hr	2 vCPU;	D2_v2/v3 / F2 / F2s / F2_v2;	\$1.04/hr	4 vCPU;	D3_v2/v3 / F4 / F4s / F4_v2	\$2.51	8 vCPU;	D4_v2/v3 / F8 / F8s / F8_v2;	\$4.43/hr
CPU	Azure Instance	Pricing/Hr																
1 vCPU	D1_v2 / F1 / F1s;	\$0.93/hr																
2 vCPU;	D2_v2/v3 / F2 / F2s / F2_v2;	\$1.04/hr																
4 vCPU;	D3_v2/v3 / F4 / F4s / F4_v2	\$2.51																
8 vCPU;	D4_v2/v3 / F8 / F8s / F8_v2;	\$4.43/hr																

Create



6. Seleccionas CREATE y configuras la máquina virtual apropiada de acuerdo con tu presupuesto y necesidades tecnológicas.

Microsoft Azure Search resources, services, and docs (G+/)

Home > Fortinet FortiWeb Web Application Firewall WAF VM >

Create a virtual machine

Basics Disks Networking Management Monitoring Advanced Tags Review + create

Create a virtual machine that runs Linux or Windows. Select an image from Azure marketplace or use your own customized image. Complete the Basics tab then Review + create to provision a virtual machine with default parameters or review each tab for full customization. [Learn more](#)

Project details

Select the subscription to manage deployed resources and costs. Use resource groups like folders to organize and manage all your resources.

Subscription *

Resource group * [Create new](#)

Instance details

Virtual machine name *

Region *

Availability options

Security type

Image * [See all images](#) | [Configure VM generation](#)

VM architecture Arm64 x64

Arm64 is not supported with the selected image.

Run with Azure Spot discount

Size * [See all sizes](#)

Administrator account

[Review + create](#) [< Previous](#) [Next : Disks >](#)



 **INTCOMEX**
CLOUD

FORTINET®  Microsoft Azure
